

## 1 Current Supply

### Public housing places

#### IRRS places

**7,156**

CHPs

**60,417**

Kāinga Ora

**= 67,573**

Total IRRS places

#### Market renters

**125**

CHPs

**1,503**

Kāinga Ora

**= 1,628**

Total market renters

#### Kāinga Ora vacancies

**449**

Short-term vacant

**639**

Long-term vacant

**270**

Other vacant

**69,201**

Total tenancies

231 more than last month  
2,360 more than 1 year ago

**1,358**

Total KO vacancies

146 less than last month  
169 more than 1 year ago

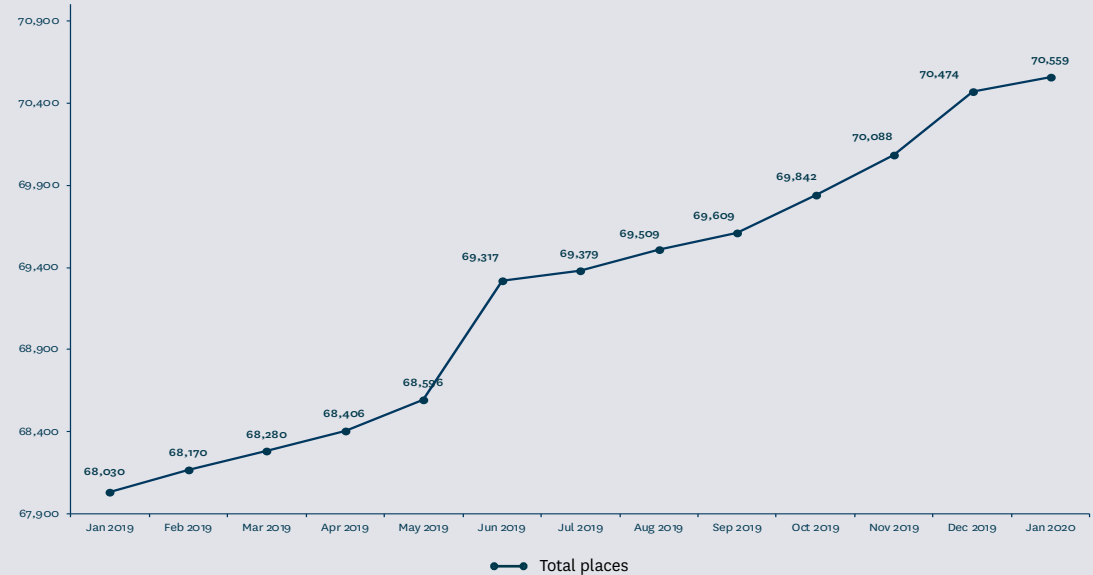
**70,559**

Total places

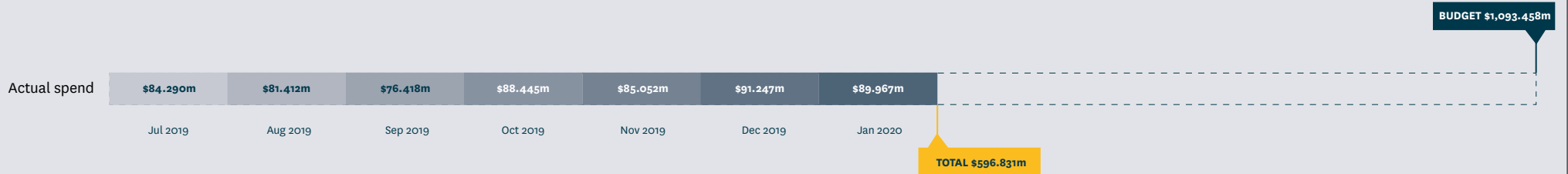
85 more than last month  
2,529 more than 1 year ago

Note: 'Other vacant' includes houses pending sale, lease expiry or demolition.

### Total places



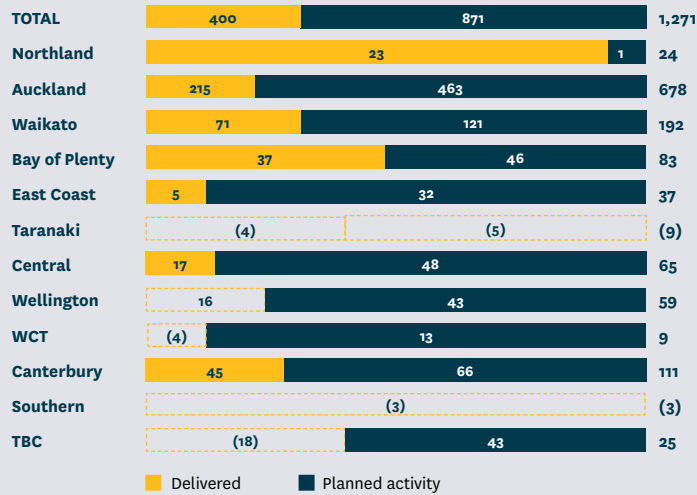
### Spend (IRRS + OS)



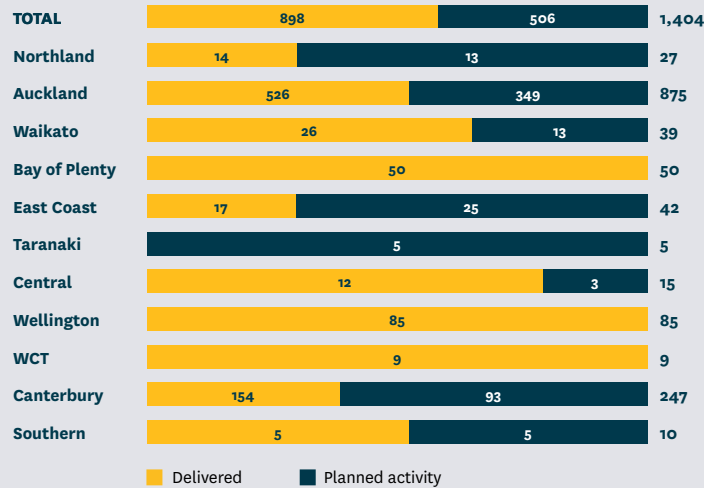
Note: The previous monthly update reported total spend as at 31 December 2019 as \$524.469m, the correct figure is \$506.864m

## 2 Future Supply

### Kāinga Ora planned activity



### Community housing providers planned activity



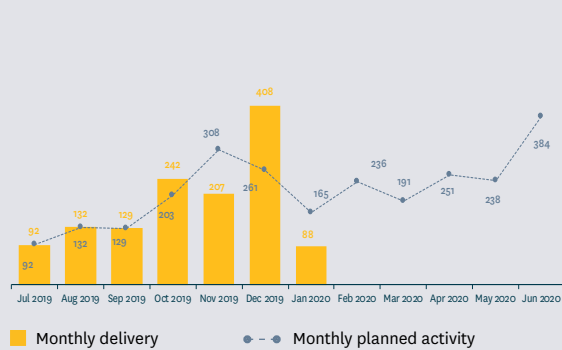
### Breakdown

CURRENT MONTH DELIVERED	KO		CHPs		Total	
	Month	YTD	Month	YTD	Month	YTD
Redirects			68	622	68	622
New Build	81	721	39	276	120	997
New Leases	0	5			0	5
Buy In	29	148			29	148
Adjustments	(6)	(18)			(6)	(18)
SLED	(123)	(456)			(123)	(456)
<b>Total</b>	<b>(19)</b>	<b>400</b>	<b>107</b>	<b>898</b>	<b>88</b>	<b>1,298</b>

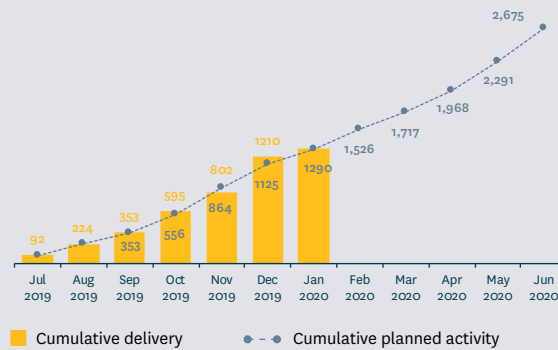
  

REMAINING PLANNED ACTIVITY	KO	CHPs	Total
Redirects		128	128
New Build	1,250	378	1,628
New Leases	3		3
Buy In	220		220
Adjustments	0		0
SLED	(602)		(602)
<b>Total</b>	<b>871</b>	<b>506</b>	<b>1,377</b>

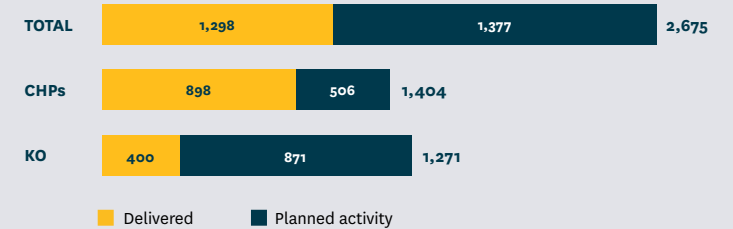
### Monthly activity



### Cumulative activity

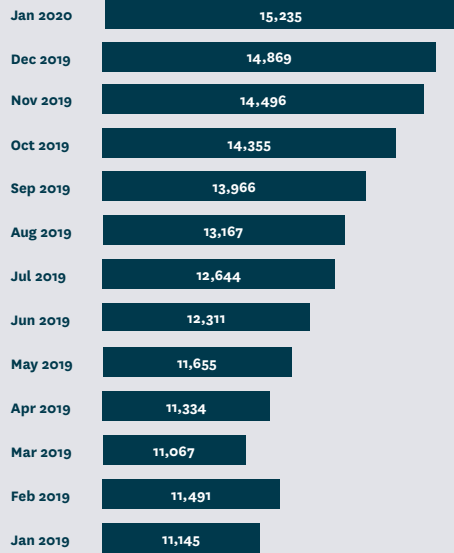


### Summary of the progress towards 1,600 target

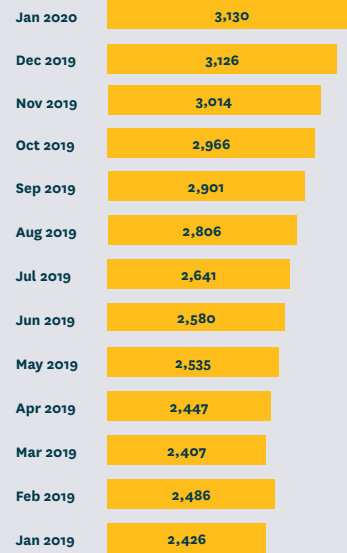


## 3 Current Demand

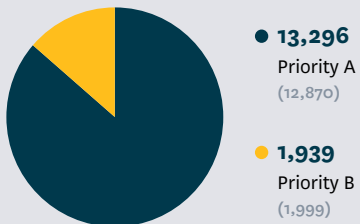
### Applicants on the Housing Register



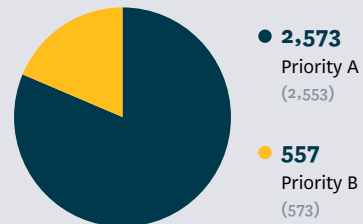
### Applicants on the Transfer Register



### Housing Register by priority



### Transfer Register by priority



### Public housing overview

**1,774**

Register new entries over January 2020

(1,855 over December 2019)



- **1,581** Housing Register (1,618)
- **193** Transfer Register (237)



- **1,539** Priority A (1,615)
- **235** Priority B (240)

**902**

Register exits over January 2020

(815 over December 2019)

**620**

Applications housed over January 2020

(779 over December 2019)

**581** (744)  
Housing Register

**39** (35)  
Transfer Register

**582** (744)  
Priority A applicants

**38** (35)  
Priority B applicants

**441** (516)  
housed in KO properties

**179** (263)  
housed in CHP properties

**144**

Median time to house (days) over January 2020

(132 over December 2019)

**147** (133)  
days

**119** (120)  
days\*

**147** (135)  
days

**108** (109)  
days

**160** (151)  
days

**96** (105)  
days

**557**

Tenancies ended over January 2020

(619 over December 2019 which reasons were:)

**121** (114)  
Moved to private accommodation

**228** (278)  
Moved to new public housing tenancy

**23** (25)  
Moved to emergency housing

**174** (173)  
Change in household circumstances

**1** (1)  
Moved as a result of a Tenancy Review

**72** (70)  
Unknown

**Note:** Tenancy exits reasons are behind by one month as the outcome is measured 28 days after the tenancy ended. Exit reasons are prioritised in the order they appear in the table. Month by month, some figures may change slightly due to ongoing data refinements. Change in household circumstances includes relationship changes, deceased, imprisonment, left NZ, entered residential care, or change in living arrangements.

## 4 Transitional Housing

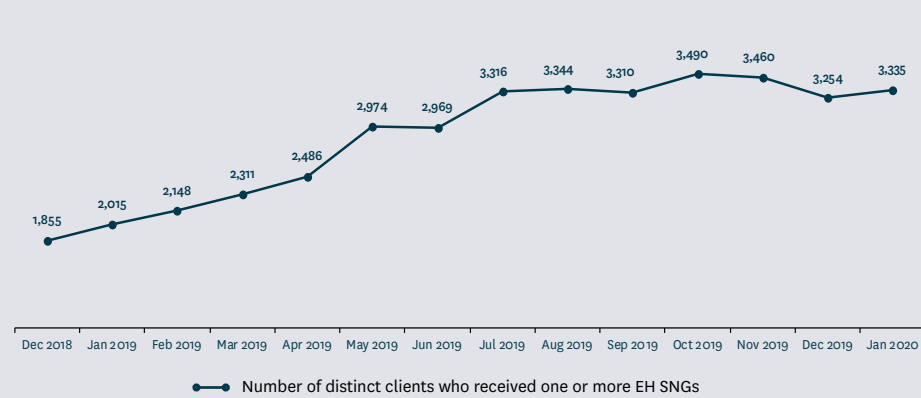
### Transitional housing places

Month	Northland	Auckland	Waikato	Bay of Plenty	East Coast	Central	Taranaki	Wellington	West Coast Tasman	Canterbury	Southern	Total
Jan 2020	169	1,186	176	266	361	105	24	296	66	318	88	3,055
Dec 2019	169	1,173	175	269	361	102	25	301	66	314	88	3,043
Nov 2019	160	1,171	175	268	361	93	24	299	66	314	88	3,019
Oct 2019	161	1,175	174	269	371	93	24	281	67	315	76	3,006
Sep 2019	161	1,175	174	264	376	90	24	280	67	313	77	3,001
Aug 2019	161	1,151	158	280	379	88	47	268	66	304	87	2,989
Jul 2019	155	1,147	136	258	368	83	36	256	65	273	91	2,868
Jun 2019	158	1,140	117	268	302	70	35	254	65	300	80	2,789
May 2019	157	1,139	117	268	302	70	35	249	65	300	80	2,782
Apr 2019	157	1,136	116	264	273	81	19	243	65	302	78	2,734
Mar 2019	156	1,106	116	262	275	81	19	238	65	302	77	2,697
Feb 2019	156	1,103	116	262	276	81	19	232	64	301	76	2,686
Jan 2019	156	1,103	116	263	276	81	19	230	64	301	76	2,685

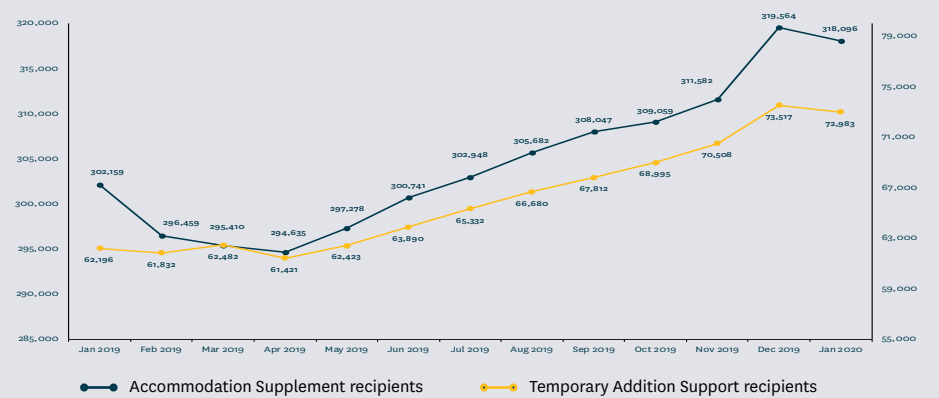
- Northland
- Auckland
- Waikato
- Bay of Plenty
- East Coast
- Central
- Taranaki
- Wellington
- West Coast Tasman
- Canterbury
- Southern

## 5 Grants and Benefits

### Emergency Housing Special Needs Grants



### Accommodation Supplement and Temporary Additional Support



## 6 Housing First

### Programme overview

**1,832**

Households accepted into the service

(74 more than last month)

**1,139**

Housed by the service (Cumulative)

(79 more than last month)

### Outcomes

The service has resulted in the following outcomes for the **1,832** households:

- **1,159**  
Continue to need support  
(56 more than last month)
- **49**  
Graduated  
(2 less than last month)
- **624**  
Withdrawn from the programme  
(20 more than last month)

### Currently engaged

Of the **1,159** in the service and continuing to need support:

- **767**  
Currently housed  
(18 more than last month)
- **392**  
Are not currently in housing  
(38 more than last month)

### Currently housed

The **767** currently housed have been placed into:

**550** (+10)  
CHP (IRRS) housing

**80** (+4)  
HNZ (IRRS) housing

**119** (+3)  
Private housing

**18** (+1)  
Other housing

They have remained in housing for:

**34%** (+6%)  
0-6 months

**16%** (+4%)  
6-12 months

**46%** (-12%)  
Over 12 months

### Household characteristics

#### Gender



**60%**

Male



**39%**

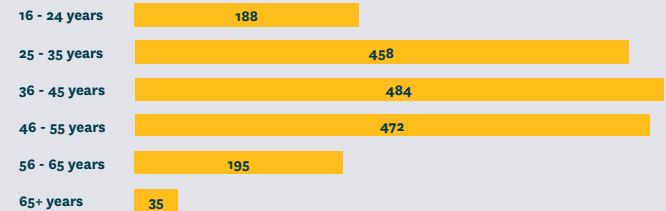
Female



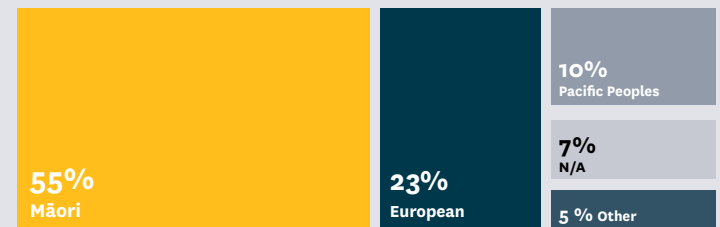
**1%**

Gender diverse or unknown

#### Age group



#### Primary ethnicity



**7 Regional Overview**
**Northland**


Applicants on the Housing Register	Transitional housing places	EH SNG approved
<b>540</b> (-10)	<b>169</b> (0)	<b>88</b> (-35)
Applicants on the Transfer Register	Public housing tenancies	Distinct clients
<b>101</b> (+3)	<b>2,119</b> (+6)	<b>50</b> (-14)

**Auckland**


Applicants on the Housing Register	Transitional housing places	EH SNG approved
<b>5,597</b> (+142)	<b>1,186</b> (+13)	<b>3,669</b> (-463)
Applicants on the Transfer Register	Public housing tenancies	Distinct clients
<b>1,424</b> (+11)	<b>32,226</b> (+148)	<b>1,1262</b> (+69)

**Waikato**


Applicants on the Housing Register	Transitional housing places	EH SNG approved
<b>1,598</b> (+64)	<b>176</b> (+1)	<b>1,379</b> (-83)
Applicants on the Transfer Register	Public housing tenancies	Distinct clients
<b>288</b> (+5)	<b>4,597</b> (+7)	<b>429</b> (+20)

**Bay of Plenty**


Applicants on the Housing Register	Transitional housing places	EH SNG approved
<b>1,169</b> (-6)	<b>266</b> (-3)	<b>1,311</b> (+40)
Applicants on the Transfer Register	Public housing tenancies	Distinct clients
<b>95</b> (-2)	<b>2,784</b> (+6)	<b>427</b> (-16)

**East Coast**


Applicants on the Housing Register	Transitional housing places	EH SNG approved
<b>1,513</b> (+65)	<b>361</b> (0)	<b>870</b> (+110)
Applicants on the Transfer Register	Public housing tenancies	Distinct clients
<b>196</b> (+10)	<b>4,094</b> (+6)	<b>287</b> (+13)

**Central**


Applicants on the Housing Register	Transitional housing places	EH SNG approved
<b>855</b> (+35)	<b>105</b> (+3)	<b>407</b> (-1)
Applicants on the Transfer Register	Public housing tenancies	Distinct clients
<b>129</b> (-4)	<b>2,286</b> (+6)	<b>164</b> (+25)

**Taranaki**


Applicants on the Housing Register	Transitional housing places	EH SNG approved
<b>271</b> (+12)	<b>24</b> (-1)	<b>98</b> (-12)
Applicants on the Transfer Register	Public housing tenancies	Distinct clients
<b>51</b> (-1)	<b>1,241</b> (-1)	<b>47</b> (+1)

**Wellington**


Applicants on the Housing Register	Transitional housing places	EH SNG approved
<b>1,678</b> (+60)	<b>296</b> (-5)	<b>913</b> (-1)
Applicants on the Transfer Register	Public housing tenancies	Distinct clients
<b>417</b> (-3)	<b>8,491</b> (+27)	<b>329</b> (-6)

**West Coast  
Tasman**


Applicants on the Housing Register	Transitional housing places	EH SNG approved
<b>507</b> (-3)	<b>66</b> (0)	<b>186</b> (+8)
Applicants on the Transfer Register	Public housing tenancies	Distinct clients
<b>89</b> (-1)	<b>1,449</b> (-6)	<b>71</b> (+2)

**Canterbury**


Applicants on the Housing Register	Transitional housing places	EH SNG approved
<b>1,106</b> (+13)	<b>318</b> (+4)	<b>569</b> (-7)
Applicants on the Transfer Register	Public housing tenancies	Distinct clients
<b>308</b> (-12)	<b>8,006</b> (+35)	<b>230</b> (+8)

**Southern**


Applicants on the Housing Register	Transitional housing places	EH SNG approved
<b>381</b> (-6)	<b>88</b> (0)	<b>191</b> (-72)
Applicants on the Transfer Register	Public housing tenancies	Distinct clients
<b>31</b> (-2)	<b>1,845</b> (-5)	<b>89</b> (-1)

**Other/  
unknown**

Applicants on the Housing Register	Transitional housing places	EH SNG approved
<b>20</b> (0)	<b>0</b> (+0)	<b>10</b> (+8)
	Public housing tenancies	Distinct clients
	<b>63</b> (+2)	<b>4</b> (+2)

**Note:** These applicants have a primary address is not geo-coded and cannot be attributed to a specified TLA.