

1 Current Supply

Public housing places

IRRS places

7,536
CHPs

60,872
Kāinga Ora

= 68,408
Total IRRS places

Market renters

99
CHPs

1,253
Kāinga Ora

= 1,352
Total market renters

Kāinga Ora vacancies

449
Short-term vacant

600
Long-term vacant

213
Other vacant

69,760
Total tenancies

261 more than last month
2,486 more than 1 year ago

1,262
Total KO vacancies

140 less than last month
60 less than 1 year ago

71,022
Total places

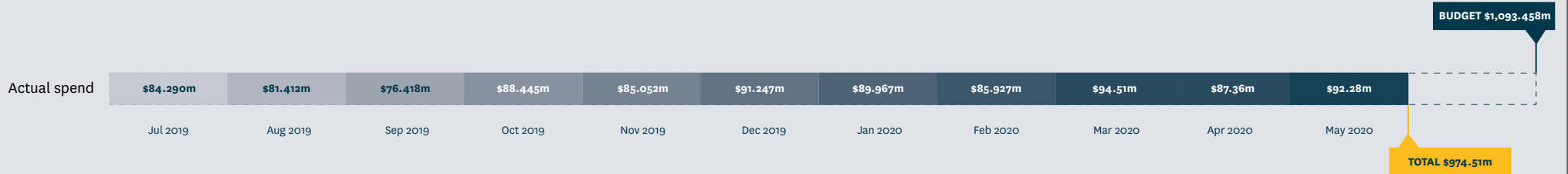
121 more than last month
2,426 more than 1 year ago

Note: 'Other vacant' includes houses pending sale, lease expiry or demolition.

Total places

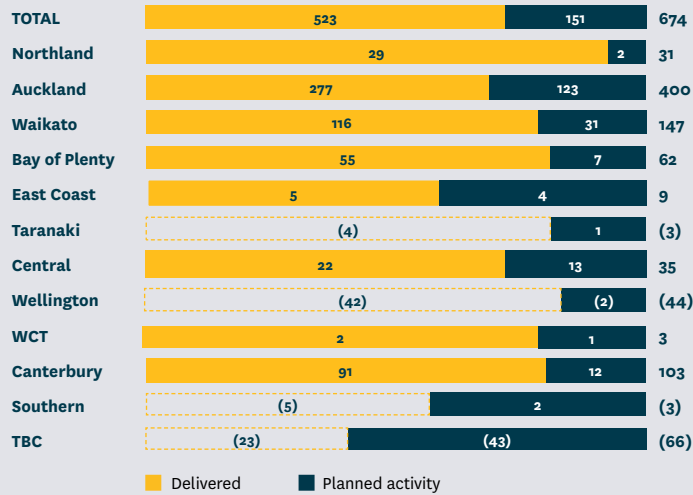


Spend (IRRS + OS)

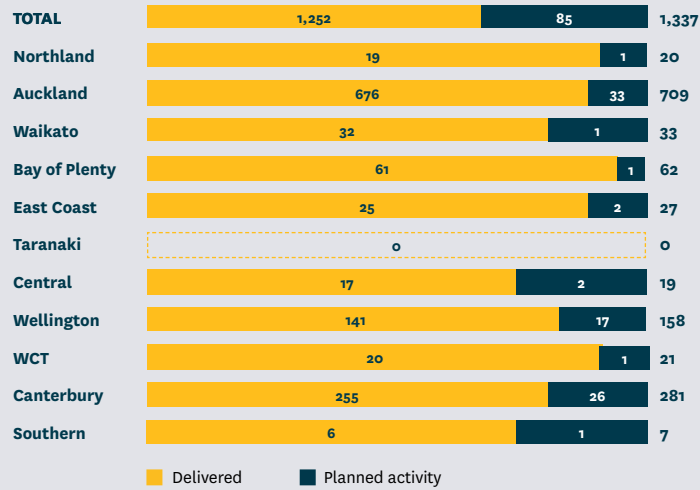


2 Future Supply

Kāinga Ora planned activity



Community housing providers planned activity

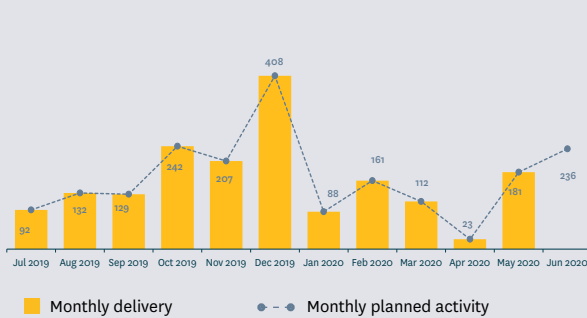


Breakdown

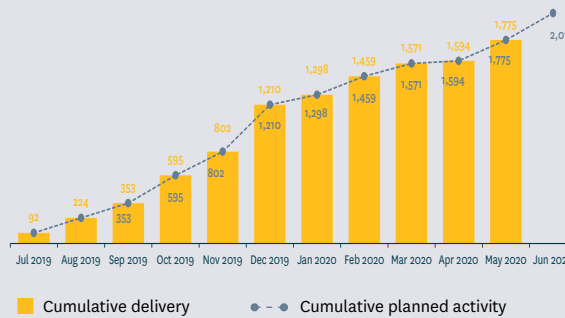
CURRENT MONTH DELIVERED	KO		CHPs		Total	
	Month	YTD	Month	YTD	Month	YTD
Redirects			109	885	109	885
New Build	72	951	30	367	102	1,318
New Leases	1	6			1	6
Buy In	51	289			51	289
Adjustments	(4)	(23)			(4)	(23)
SLED	(78)	(700)			(78)	(700)
Total	42	523	139	1,252	181	1,775

REMAINING PLANNED ACTIVITY	KO	CHPs	Total
Redirects		75	75
New Build	236	10	246
New Leases	0	0	0
Buy In	34	0	34
Adjustments	0	0	0
SLED	(119)	0	(119)
Total	151	85	236

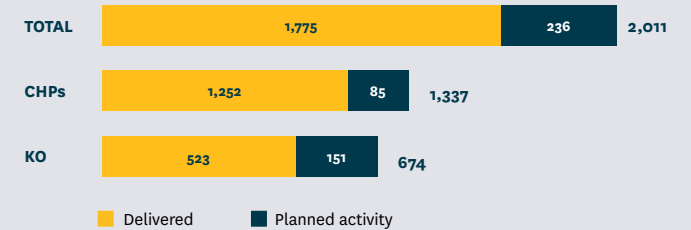
Monthly activity



Cumulative activity

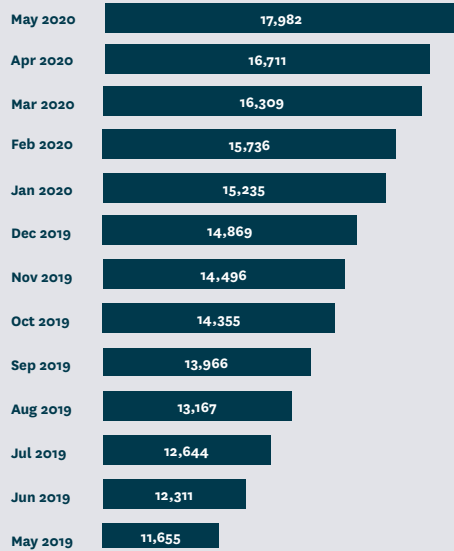


Summary of the progress towards 1,600 target

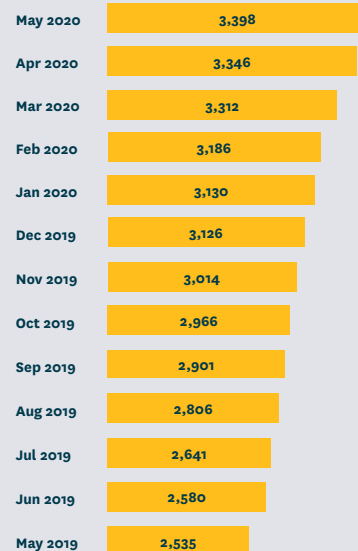


3 Current Demand

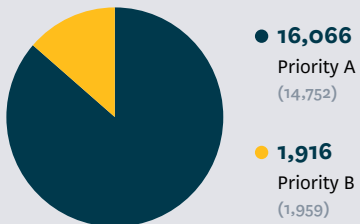
Applicants on the Housing Register



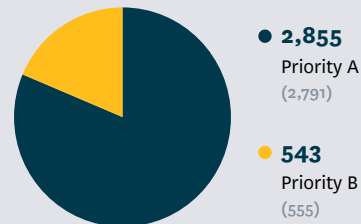
Applicants on the Transfer Register



Housing Register by priority



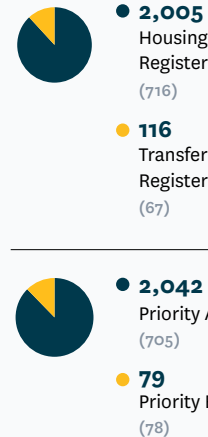
Transfer Register by priority



Public housing overview

2,121

Register new entries over May 2020
(783 over April 2020)



741

Register exits over May 2020
(606 over April 2020)

546

Applications housed over May 2020
(51 over April 2020)

517 (46)
Housing Register

29 (5)
Transfer Register

528 (49)
Priority A applicants

18 (2)
Priority B applicants

355 (25)
housed in KO properties

191 (26)
housed in CHP properties

161

Median time to house (days) over May 2020
(120 over April 2020)

155 (130)
days

224 (46)
days*

165 (139)
days

99 (49)
days

190 (211)
days

112 (84)
days

380

Tenancies ended over May
(142 over April 2020 which reasons were:)

29 (109)
Moved to private accommodation

28 (222)
Moved to new public housing tenancy

6 (29)
Moved to emergency housing

55 (191)
Change in household circumstances

0 (1)
Moved as a result of a Tenancy Review

24 (79)
Unknown

Note: Tenancy exits reasons are behind by one month as the outcome is measured 28 days after the tenancy ended. Exit reasons are prioritised in the order they appear in the table. Month by month, some figures may change slightly due to ongoing data refinements. Change in household circumstances includes relationship changes, deceased, imprisonment, left NZ, entered residential care, or change in living arrangements.

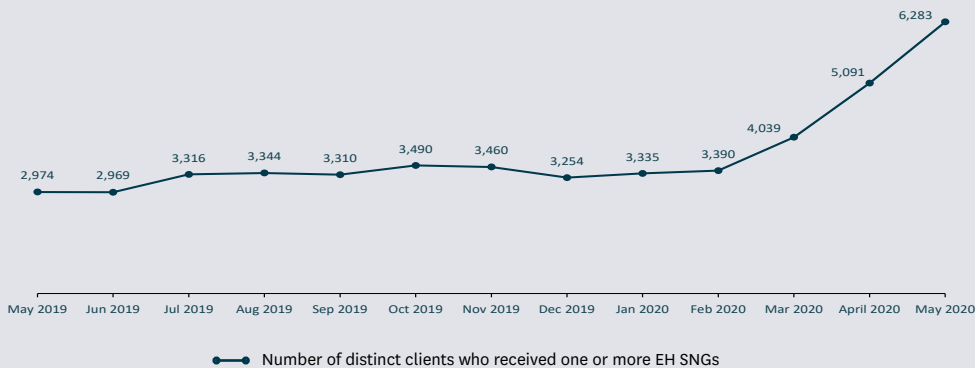
4 Transitional Housing

Transitional housing places

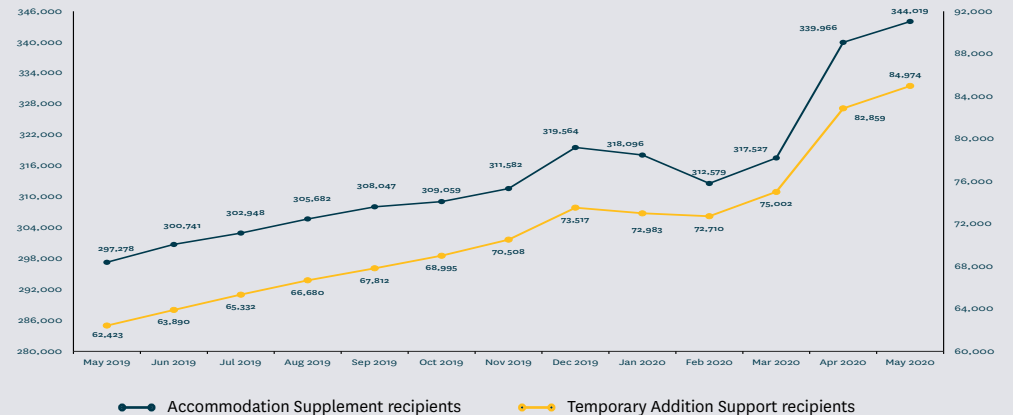
Month	Northland	Auckland	Waikato	Bay of Plenty	East Coast	Central	Taranaki	Wellington	West Coast Tasman	Canterbury	Southern	Total
May 2020	166	1,174	208	233	366	114	25	318	69	341	102	3,116
Apr 2020	167	1,182	197	272	361	114	25	308	66	320	100	3,112
Mar 2019	167	1,182	197	271	361	114	25	307	66	317	85	3,092
Feb 2019	162	1,172	183	267	359	114	25	296	66	319	85	3,048
Jan 2020	169	1,186	176	266	361	105	24	296	66	318	88	3,055
Dec 2019	169	1,173	175	269	361	102	25	301	66	314	88	3,043
Nov 2019	160	1,171	175	268	361	93	24	299	66	314	88	3,019
Oct 2019	161	1,175	174	269	371	93	24	281	67	315	76	3,006
Sep 2019	161	1,175	174	264	376	90	24	280	67	313	77	3,001
Aug 2019	161	1,151	158	280	379	88	47	268	66	304	87	2,989
Jul 2019	155	1,147	136	258	368	83	36	256	65	273	91	2,868
Jun 2019	158	1,140	117	268	302	70	35	254	65	300	80	2,789
May 2019	157	1,139	117	268	302	70	35	249	65	300	80	2,782

5 Grants and Benefits

Emergency Housing Special Needs Grants



Accommodation Supplement and Temporary Additional Support



6 Housing First

Programme overview

2,021

Households accepted into the service

(1,977 in April and 1,954 in March)

1,261

Housed by the service (Cumulative)

(1,229 in April and 1,215 in March)

Outcomes

The service has resulted in the following outcomes for the **2,021** households:

- **1,241**
Continue to need support
(1,228 in April and 1,231 in March)
- **49**
Graduated
(48 in April and 46 in March)
- **698**
Withdrawn from the programme
(670 in April and 649 in March)
- **33**
Deceased
(31 in April and 28 in March)

Currently engaged

Of the **1,241** in the service and continuing to need support:

- **823**
Currently housed
(807 in April and 801 in March)
- **418**
Are not currently in housing
(421 in April and 430 in March)

Currently housed

The **823** currently housed have been placed into:

- 595** (573 in April and 568 in March)
CHP (IRRS) housing
- 92** (88 in April and 86 in March)
KO (IRRS) housing
- 113** (124 in April and 129 in March)
Private housing
- 23** (22 in April and 18 in March)
Other housing

They have remained in housing for:

- 25%** (26% in April and 29% in March)
0-6 months
- 27%** (23% in April and 20% in March)
6-12 months
- 47%** (not much change)
Over 12 months

Household characteristics - May

Gender



60%

Male



39%

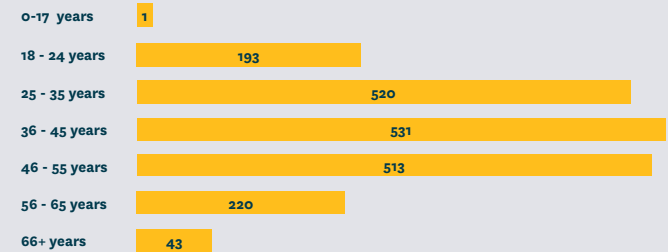
Female



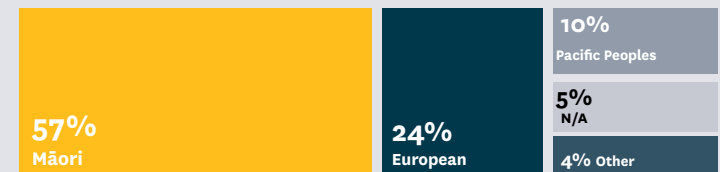
1%

Gender diverse or unknown

Age group



Primary ethnicity



Note: Proportions are very similar for the month of March and April

7 Regional Overview

Northland



Applicants on the Housing Register	Transitional housing places	EH SNG approved
656 (+45)	166 (-1)	209 (+48)
Applicants on the Transfer Register	Public housing tenancies	Distinct clients
110 (+4)	2,126 (+7)	109 (+14)

Auckland



Applicants on the Housing Register	Transitional housing places	EH SNG approved
6,653 (+397)	1,174 (-8)	5,414 (+2,297)
Applicants on the Transfer Register	Public housing tenancies	Distinct clients
1,557 (+12)	32,470 (+90)	2,151 (+384)

Waikato



Applicants on the Housing Register	Transitional housing places	EH SNG approved
1,865 (+115)	208 (+11)	1,868 (+305)
Applicants on the Transfer Register	Public housing tenancies	Distinct clients
299 (+0)	4,649 (+31)	843 (+119)

Bay of Plenty



Applicants on the Housing Register	Transitional housing places	EH SNG approved
1,198 (-9)	233 (-39)	1289 (+359)
Applicants on the Transfer Register	Public housing tenancies	Distinct clients
103 (-1)	2,810 (+18)	700 (+163)

East Coast



Applicants on the Housing Register	Transitional housing places	EH SNG approved
1,734 (+141)	366 (+5)	1,179 (+457)
Applicants on the Transfer Register	Public housing tenancies	Distinct clients
219 (+4)	4,099 (+4)	532 (+139)

Central



Applicants on the Housing Register	Transitional housing places	EH SNG approved
960 (+101)	114 (+0)	631 (+211)
Applicants on the Transfer Register	Public housing tenancies	Distinct clients
150 (+8)	2,305 (+12)	301 (+57)

Taranaki



Applicants on the Housing Register	Transitional housing places	EH SNG approved
341 (+36)	25 (+0)	278 (+100)
Applicants on the Transfer Register	Public housing tenancies	Distinct clients
52 (+0)	1,241 (+3)	135 (+33)

Wellington



Applicants on the Housing Register	Transitional housing places	EH SNG approved
2,082 (+168)	318 (+10)	1,433 (+606)
Applicants on the Transfer Register	Public housing tenancies	Distinct clients
455 (+11)	8,572 (29)	694 (+194)

West Coast Tasman



Applicants on the Housing Register	Transitional housing places	EH SNG approved
606 (+71)	69 (+3)	479 (+103)
Applicants on the Transfer Register	Public housing tenancies	Distinct clients
99 (+4)	1,459 (+11)	225 (+57)

Canterbury



Applicants on the Housing Register	Transitional housing places	EH SNG approved
1,447 (+182)	341 (+21)	1,207 (+464)
Applicants on the Transfer Register	Public housing tenancies	Distinct clients
324 (+11)	8,121 (+57)	528 (+130)

Southern



Applicants on the Housing Register	Transitional housing places	EH SNG approved
421 (+19)	102 (+2)	313 (-69)
Applicants on the Transfer Register	Public housing tenancies	Distinct clients
29 (-1)	1,848 (-2)	153 (-47)

Other/ unknown

Applicants on the Housing Register	Transitional housing places	EH SNG approved
19 (+5)	0 (+0)	13 (+3)
	Public housing tenancies	Distinct clients
	60 (+1)	4 (-1)

Note: These applicants have a primary address is not geo-coded and cannot be attributed to a specified TLA.