

COVID-19 Response

Due to the effects of COVID-19 and alert level 4, there are some changes to the update this month.

- Planned activity is mostly based on a pre-alert level 4 situation but includes some assumptions that take into account the current situation with COVID-19. Please note that this planned activity could shift as we move through alert levels and for this reason, detailed monthly and regional planned activity has been omitted. National data is indicative at this stage.
- Since 26 March 2020, the Housing First providers have been working at pace to house people sleeping rough and the homeless. As a result HUD has relaxed the reporting requirements so providers can focus on their COVID-19 response. March 2020 Housing First information will be reported when data is available.

1 Current Supply

Public housing places

IRRS places

7,365

CHPs

60,746

Kāinga Ora

= 68,111

Total IRRS places

Market renters

119

CHPs

1,321

Kāinga Ora

= 1,440

Total market renters

Kāinga Ora vacancies

420

Short-term vacant

694

Long-term vacant

221

Other vacant

69,551

Total tenancies

143 more than last month
2,532 more than 1 year ago

1,335

Total KO vacancies

5 more than last month
74 more than 1 year ago

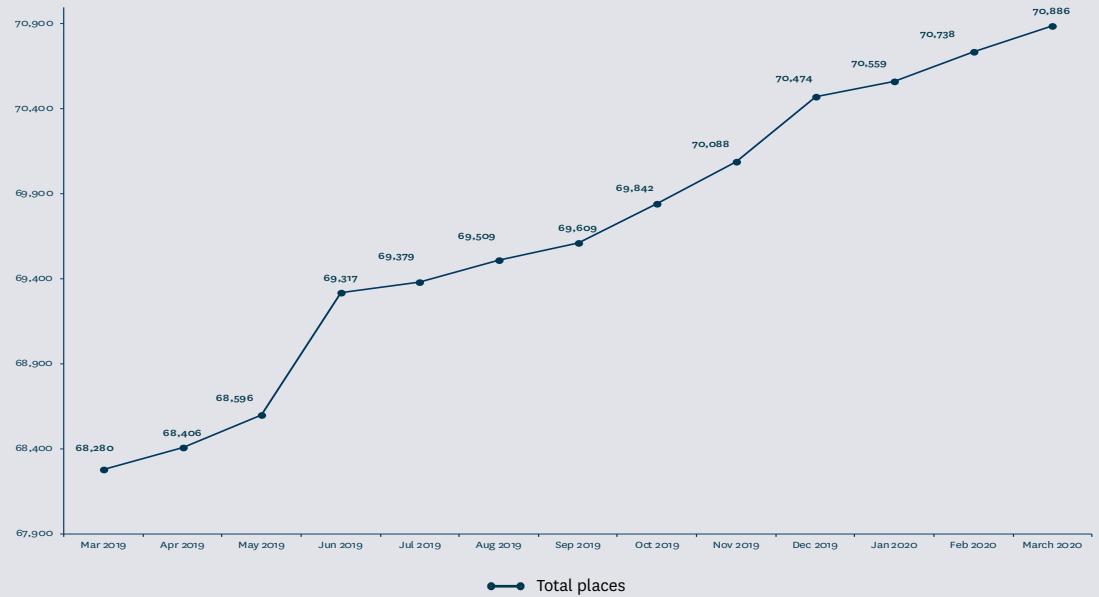
70,886

Total places


148 more than last month
2,606 more than 1 year ago

Note: 'Other vacant' includes houses pending sale, lease expiry or demolition.

Total places



Spend (IRRS + OS)



2 Delivered activity

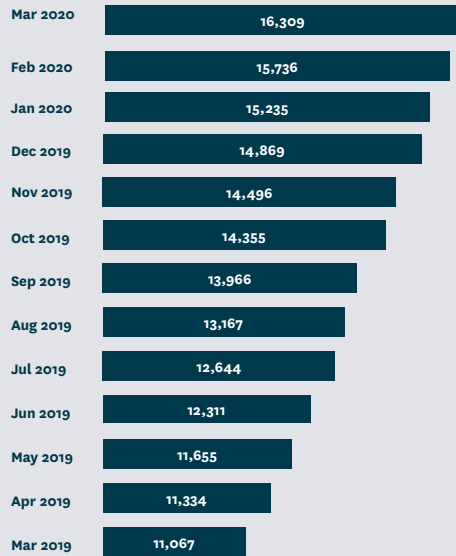
Breakdown

CURRENT MONTH DELIVERED	KO		CHPs		Total	
	Month	YTD	Month	YTD	Month	YTD
Redirects			59	771	59	771
New Build	90	864	43	330	133	1194
New Leases	0	5			0	5
Buy In	42	219			42	219
Adjustments	(101)	(598)			(101)	(598)
SLED	(21)	(20)			(21)	(20)
Total	10	470	102	1101	112	1,571

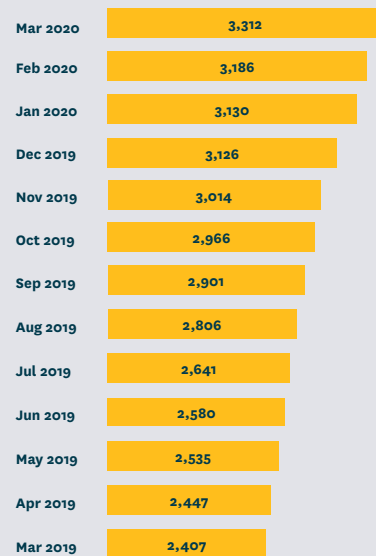
Note that Alert level 4 affected construction activity in March, and therefore delivery of newly built properties for this month was lower than expected.

3 Current Demand

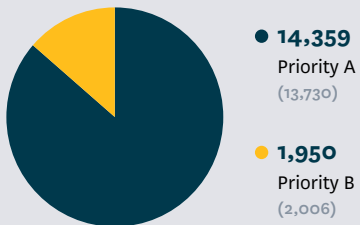
Applicants on the Housing Register



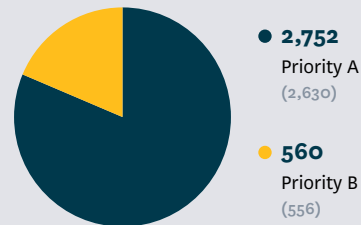
Applicants on the Transfer Register



Housing Register by priority



Transfer Register by priority



Public housing overview

1,978

Register new entries over March 2020

(1,812 over February 2020)



- **1,749** Housing Register (1,605)
- **229** Transfer Register (207)



- **1,694** Priority A (1,567)
- **284** Priority B (245)

728

Register exits over March 2020

(837 over February 2020)

596

Applications housed over March 2020

(650 over February 2020)

565 (600) Housing Register

31 (50) Transfer Register

572 (623) Priority A applicants

24 (27) Priority B applicants

411 (482) housed in KO properties

185 (168) housed in CHP properties

133

Median time to house (days) over March 2020

(128 over February 2020)

124 (126) days

377 (148) days*

133 (132) days

83 (45) days

133 (146) days

113 (85) days

631

Tenancies ended over March 2020

(603 over February 2020)

99 (113) Moved to private accommodation

209 (180) Moved to new public housing tenancy

32 (20) Moved to emergency housing

188 (172) Change in household circumstances

1 (1) Moved as a result of a Tenancy Review

74 (71) Unknown

Note: Tenancy exits reasons are behind by one month as the outcome is measured 28 days after the tenancy ended. Exit reasons are prioritised in the order they appear in the table. Month by month, some figures may change slightly due to ongoing data refinements. Change in household circumstances includes relationship changes, deceased, imprisonment, left NZ, entered residential care, or change in living arrangements.

4 Transitional Housing

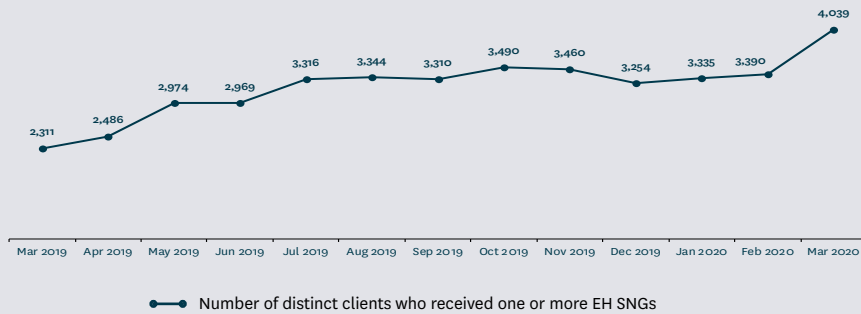
Transitional housing places

Mar 2020	167	1,182	183	271	361	114	25	307	66	317	85	3,092
Feb 2020	162	1,172	183	267	359	114	25	296	66	319	85	3,048
Jan 2020	169	1,186	176	266	361	105	24	296	66	318	88	3,055
Dec 2019	169	1,173	175	269	361	102	25	301	66	314	88	3,043
Nov 2019	160	1,171	175	268	361	93	24	299	66	314	88	3,019
Oct 2019	161	1,175	174	269	371	93	24	281	67	315	76	3,006
Sep 2019	161	1,175	174	264	376	90	24	280	67	313	77	3,001
Aug 2019	161	1,151	158	280	379	88	47	268	66	304	87	2,989
Jul 2019	155	1,147	136	258	368	83	36	256	65	273	91	2,868
Jun 2019	158	1,140	117	268	302	70	35	254	65	300	80	2,789
May 2019	157	1,139	117	268	302	70	35	249	65	300	80	2,782
Apr 2019	157	1,136	116	264	273	81	19	243	65	302	78	2,734
Mar 2019	156	1,106	116	262	275	81	19	238	65	302	77	2,697

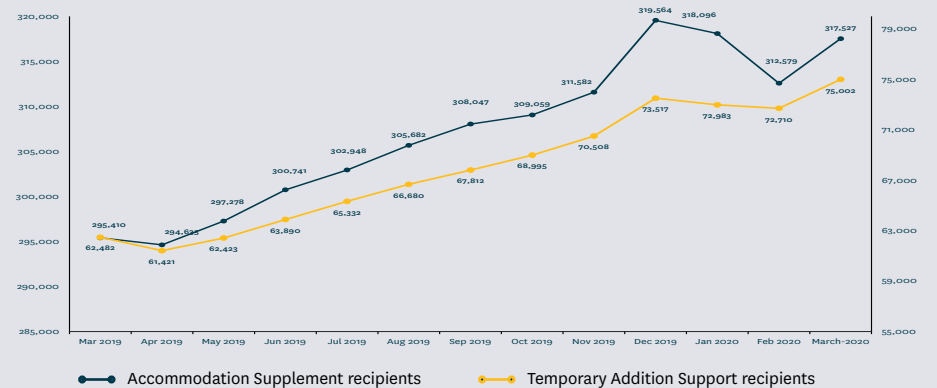
- Northland
- Auckland
- Waikato
- Bay of Plenty
- East Coast
- Central
- Taranaki
- Wellington
- West Coast Tasman
- Canterbury
- Southern

5 Grants and Benefits


Emergency Housing Special Needs Grants





Accommodation Supplement and Temporary Additional Support





6 Regional Overview


	Applicants on the Housing Register	Transitional housing places	EH SNG approved
	590 (+29)	167 (-2)	173 (+94)
	Applicants on the Transfer Register	Public housing tenancies	Distinct clients
	112 (+6)	2,117 (+1)	78 (+33)


	Applicants on the Housing Register	Transitional housing places	EH SNG approved
	6,086 (+273)	1,182 (-4)	4,899 (+1,211)
	Applicants on the Transfer Register	Public housing tenancies	Distinct clients
	1,518 (+68)	32,396 (+167)	1,456 (+171)


	Applicants on the Housing Register	Transitional housing places	EH SNG approved
	1,663 (+29)	197 (+21)	1,827 (+344)
	Applicants on the Transfer Register	Public housing tenancies	Distinct clients
	297 (+0)	4,625 (+6)	553 (+60)


	Applicants on the Housing Register	Transitional housing places	EH SNG approved
	1,215 (-5)	271 (+5)	1,564 (+239)
	Applicants on the Transfer Register	Public housing tenancies	Distinct clients
	106 (+5)	2,796 (-2)	474 (+36)


	Applicants on the Housing Register	Transitional housing places	EH SNG approved
	1,584 (+42)	361 (+0)	1,071 (+195)
	Applicants on the Transfer Register	Public housing tenancies	Distinct clients
	210 (+10)	4,098 (+9)	328 (+53)


	Applicants on the Housing Register	Transitional housing places	EH SNG approved
	863 (+3)	114 (+9)	525 (+136)
	Applicants on the Transfer Register	Public housing tenancies	Distinct clients
	144 (+14)	2,297 (+6)	181 (+33)


	Applicants on the Housing Register	Transitional housing places	EH SNG approved
	292 (+6)	25 (+1)	139 (+54)
	Applicants on the Transfer Register	Public housing tenancies	Distinct clients
	51 (-1)	1,238 (-3)	65 (+25)

	Applicants on the Housing Register	Transitional housing places	EH SNG approved
	1,896 (+99)	307 (+11)	1,194 (+353)
	Applicants on the Transfer Register	Public housing tenancies	Distinct clients
	439 (+15)	8,544 (+22)	399 (+92)

	Applicants on the Housing Register	Transitional housing places	EH SNG approved
	531 (+21)	66 (0)	268 (+49)
	Applicants on the Transfer Register	Public housing tenancies	Distinct clients
	96 (+4)	1,449 (+1)	112 (+36)

	Applicants on the Housing Register	Transitional housing places	EH SNG approved
	1,193 (+74)	271 (+5)	695 (+125)
	Applicants on the Transfer Register	Public housing tenancies	Distinct clients
	309 (+5)	8,082 (+37)	321 (+86)

	Applicants on the Housing Register	Transitional housing places	EH SNG approved
	407 (+2)	85 (-3)	315 (+109)
	Applicants on the Transfer Register	Public housing tenancies	Distinct clients
	29 (+0)	1,850 (+0)	128 (+38)

	Applicants on the Housing Register	Transitional housing places	EH SNG approved
	16 (+0)	0 (+0)	8 (-3)
	Applicants on the Transfer Register	Public housing tenancies	Distinct clients
	59 (-1)	59 (-1)	5 (+0)

Note: These applicants have a primary address is not geo-coded and cannot be attributed to a specified TLA.