

COVID-19 Response

Due to the effects of COVID-19 , there are some changes to the update this month.

- Since 26 March 2020, the Housing First providers have been working at pace to house people sleeping rough and the homeless. As a result HUD has relaxed the reporting requirements so providers can focus on their COVID-19 response. March and April 2020 Housing First information will be reported in the next monthly update.
- Due to alert level 4, the construction activity in April 2020 has been affected and therefore delivery of new builds for April was lower than expected.

1 Current Supply

Public housing places

IRRS places

7,397

CHPs

60,726

Kāinga Ora

= 68,123

Total IRRS places

Market renters

99

CHPs

1,277

Kāinga Ora

= 1,376

Total market renters

Kāinga Ora vacancies

485

Short-term vacant

643

Long-term vacant

274

Other vacant

69,499

Total tenancies

52 less than last month
2,396 more than 1 year ago

1,402

Total KO vacancies

67 more than last month
199 more than 1 year ago

70,901

Total places

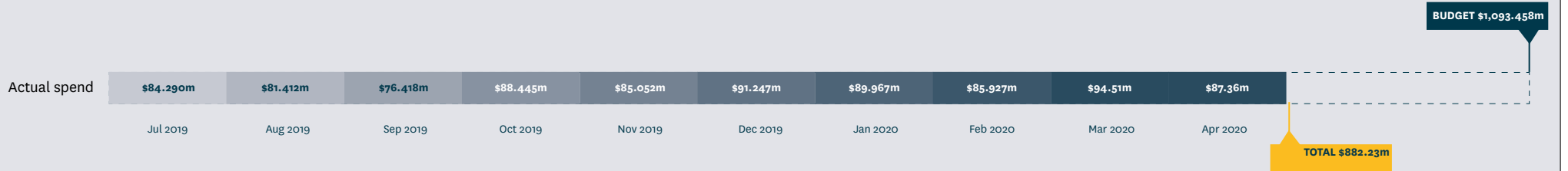
15 more than last month
2,495 more than 1 year ago

Note: 'Other vacant' includes houses pending sale, lease expiry or demolition.

Total places

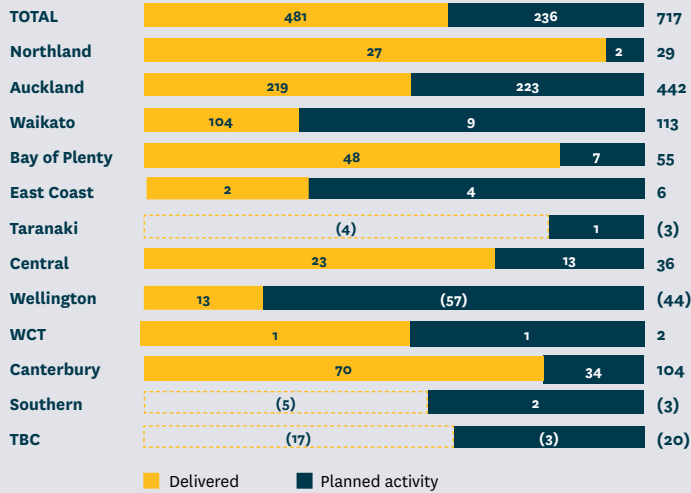


Spend (IRRS + OS)

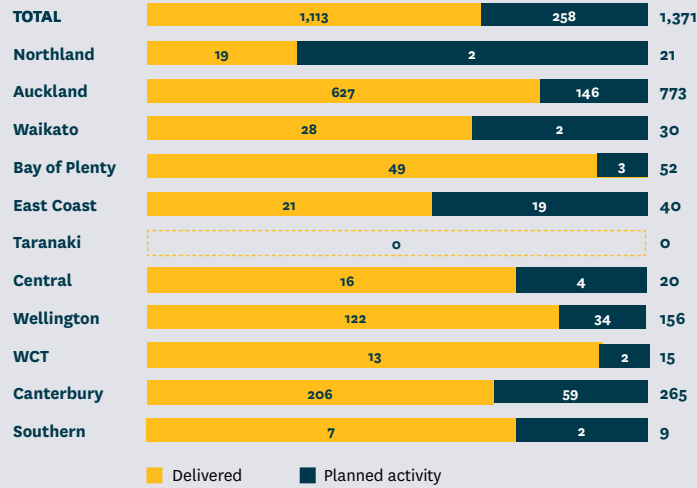


2 Future Supply

Kāinga Ora planned activity



Community housing providers planned activity

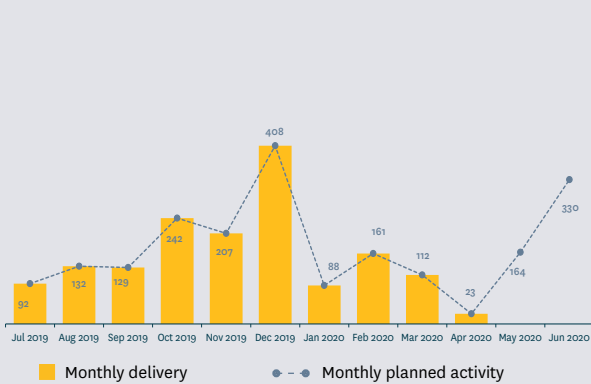


Breakdown

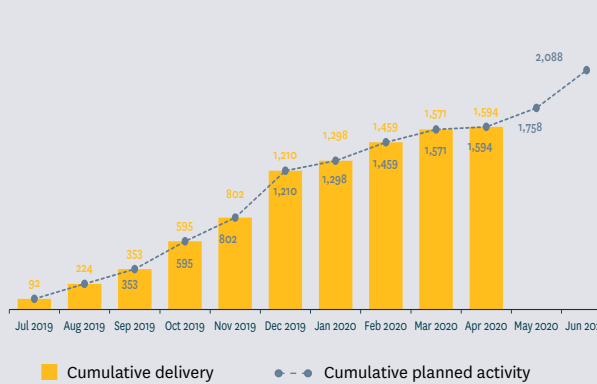
CURRENT MONTH DELIVERED	KO		CHPs		Total	
	Month	YTD	Month	YTD	Month	YTD
Redirects			5	776	5	776
New Build	15	879	7	337	22	1,216
New Leases	0	5			0	5
Buy In	19	238			19	238
Adjustments	1	(17)			1	(17)
SLED	(24)	(624)			(24)	(624)
Total	11	481	12	1,113	23	1,594

REMAINING PLANNED ACTIVITY	KO	CHPs	Total
Redirects		150	150
New Build	334	108	442
New Leases	3		3
Buy In	62		62
Adjustments	0		0
SLED	(163)		(163)
Total	236	258	494

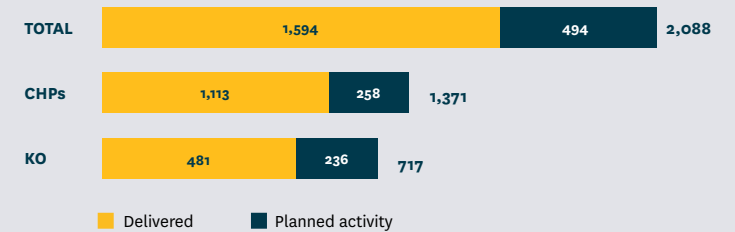
Monthly activity



Cumulative activity

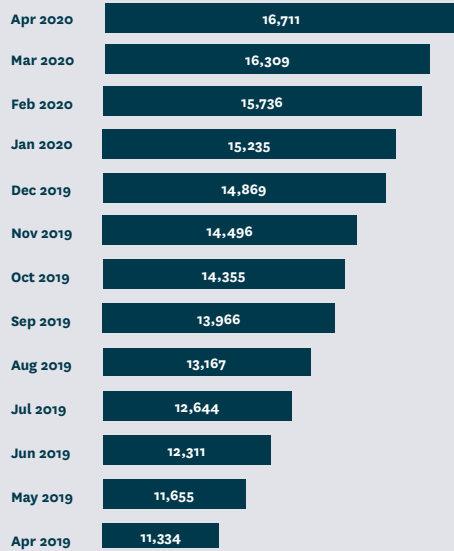


Summary of the progress towards 1,600 target

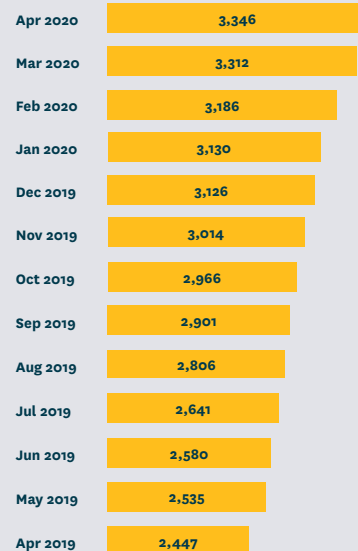


3 Current Demand

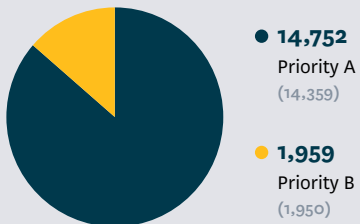
Applicants on the Housing Register



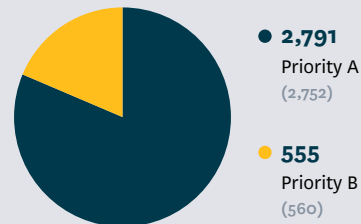
Applicants on the Transfer Register



Housing Register by priority



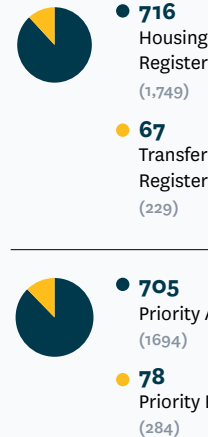
Transfer Register by priority



Public housing overview

783

Register new entries over April 2020
(1,978 over March 2020)



606

Register exits over April 2020
(728 over March 2020)

51

Applications housed over April 2020
(594 over March 2020)

46 (565)
Housing Register

5 (31)
Transfer Register

49 (572)
Priority A applicants

2 (24)
Priority B applicants

25 (411)
housed in KO properties

26 (185)
housed in CHP properties

120

Median time to house (days) over April 2020
(133 over March 2020)

130 (124)
days

46 (377)
days*

139 (133)
days

49 (83)
days

211 (133)
days

84 (113)
days

142

Tenancies ended over April 2020
(631 over March 2020 which reasons were:)

109 (99)
Moved to private accommodation

222 (209)
Moved to new public housing tenancy

29 (32)
Moved to emergency housing

191 (188)
Change in household circumstances

1 (1)
Moved as a result of a Tenancy Review

79 (74)
Unknown

Note: Tenancy exits reasons are behind by one month as the outcome is measured 28 days after the tenancy ended. Exit reasons are prioritised in the order they appear in the table. Month by month, some figures may change slightly due to ongoing data refinements. Change in household circumstances includes relationship changes, deceased, imprisonment, left NZ, entered residential care, or change in living arrangements.

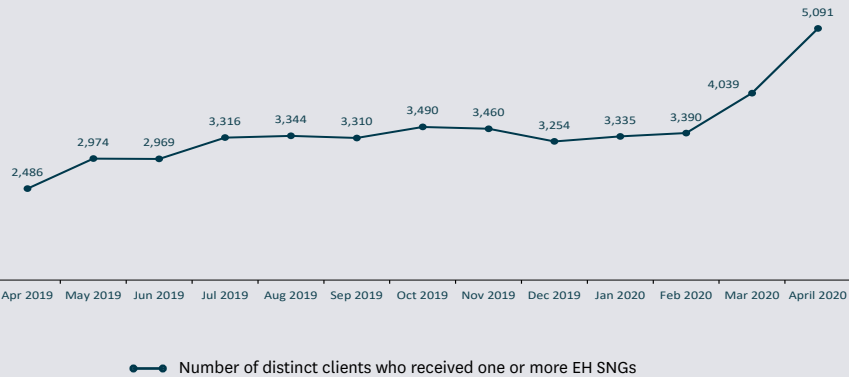
4 Transitional Housing

Transitional housing places

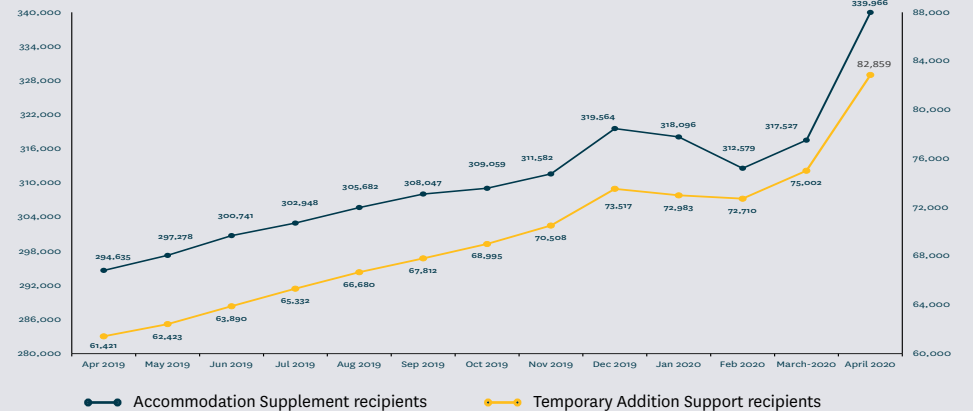
Month	Northland	Auckland	Waikato	Bay of Plenty	East Coast	Central	Taranaki	Wellington	West Coast Tasman	Canterbury	Southern	Total
Apr 2020	167	1,182	197	272	361	114	25	66	320	100	3,112	
Mar 2020	167	1,182	197	271	361	114	25	307	66	85	3,092	
Feb 2019	162	1,172	183	267	359	114	25	296	66	319	85	3,048
Jan 2019	169	1,186	176	266	361	105	24	296	66	318	88	3,055
Dec 2019	169	1,173	175	269	361	102	25	301	66	314	88	3,043
Nov 2019	160	1,171	175	268	361	93	24	299	66	314	88	3,019
Oct 2019	161	1,175	174	269	371	93	24	281	67	315	76	3,006
Sep 2019	161	1,175	174	264	376	90	24	280	67	313	77	3,001
Aug 2019	161	1,151	158	280	379	88	47	268	66	304	87	2,989
Jul 2019	157	1,139	117	268	302	70	35	249	65	300	80	2,782
Jun 2019	158	1,140	117	268	302	70	35	254	65	300	80	2,789
May 2019	157	1,139	117	268	302	70	35	249	65	300	80	2,782
Apr 2019	157	1,136	116	264	273	81	19	243	65	302	78	2,734

5 Grants and Benefits

Emergency Housing Special Needs Grants



Accommodation Supplement and Temporary Additional Support



6 Regional Overview

Northland



Applicants on the Housing Register	Transitional housing places	EH SNG approved
611 (+9)	167 (+0)	161 (-12)
Applicants on the Transfer Register	Public housing tenancies	Distinct clients
106 (-6)	2,119 (+2)	95 (+17)

Auckland



Applicants on the Housing Register	Transitional housing places	EH SNG approved
6,256 (+170)	1,182 (+0)	3,117 (-1782)
Applicants on the Transfer Register	Public housing tenancies	Distinct clients
1,545 (+27)	32,380 (-16)	1,767 (+311)

Waikato



Applicants on the Housing Register	Transitional housing places	EH SNG approved
1,750 (+87)	197 (0)	1,563 (-264)
Applicants on the Transfer Register	Public housing tenancies	Distinct clients
299 (+2)	4,618 (-7)	724 (+171)

Bay of Plenty



Applicants on the Housing Register	Transitional housing places	EH SNG approved
1,207 (-8)	272 (+1)	930 (-634)
Applicants on the Transfer Register	Public housing tenancies	Distinct clients
104 (-2)	2,792 (-4)	537 (+63)

East Coast



Applicants on the Housing Register	Transitional housing places	EH SNG approved
1,593 (+9)	361 (+0)	722 (-349)
Applicants on the Transfer Register	Public housing tenancies	Distinct clients
215 (+5)	4,095 (-3)	393 (+65)

Central



Applicants on the Housing Register	Transitional housing places	EH SNG approved
859 (-4)	114 (+0)	420 (-105)
Applicants on the Transfer Register	Public housing tenancies	Distinct clients
142 (-2)	2,293 (-4)	244 (+63)

Taranaki



Applicants on the Housing Register	Transitional housing places	EH SNG approved
305 (+13)	25 (0)	178 (+39)
Applicants on the Transfer Register	Public housing tenancies	Distinct clients
52 (+1)	1,238 (0)	102 (+37)

Wellington



Applicants on the Housing Register	Transitional housing places	EH SNG approved
1,914 (+45)	308 (+1)	827 (-367)
Applicants on the Transfer Register	Public housing tenancies	Distinct clients
444 (+5)	8,543 (-1)	500 (+101)

West Coast Tasman



Applicants on the Housing Register	Transitional housing places	EH SNG approved
535 (+4)	66 (0)	376 (+108)
Applicants on the Transfer Register	Public housing tenancies	Distinct clients
92 (-1)	1,448 (-1)	168 (+56)

Canterbury



Applicants on the Housing Register	Transitional housing places	EH SNG approved
1,265 (+72)	320 (+3)	743 (+48)
Applicants on the Transfer Register	Public housing tenancies	Distinct clients
313 (+4)	8,064 (-18)	398 (+77)

Southern



Applicants on the Housing Register	Transitional housing places	EH SNG approved
402 (-5)	100 (+15)	382 (+67)
Applicants on the Transfer Register	Public housing tenancies	Distinct clients
30 (+1)	1,850 (+0)	200 (+72)

Other/ unknown

Applicants on the Housing Register	Transitional housing places	EH SNG approved
14 (-2)	0 (+0)	10 (+2)
	Public housing tenancies	Distinct clients
	59 (+0)	5 (+0)

Note: These applicants have a primary address is not geo-coded and cannot be attributed to a specified TLA.