

1 Current Supply

Public housing places

IRRS places

7,807
CHPs

61,107
Kāinga Ora

= 68,914
Total IRRS places

Market renters

75
CHPs

1,172
Kāinga Ora

= 1,247
Total market renters

Kāinga Ora vacancies

476
Short-term vacant

657
Long-term vacant

230
Other vacant

70,161
Total tenancies

211 more than last month
2,312 more than 1 year ago

1,363
Total KO vacancies

6 less than last month
167 less than 1 year ago

71,524
Total places

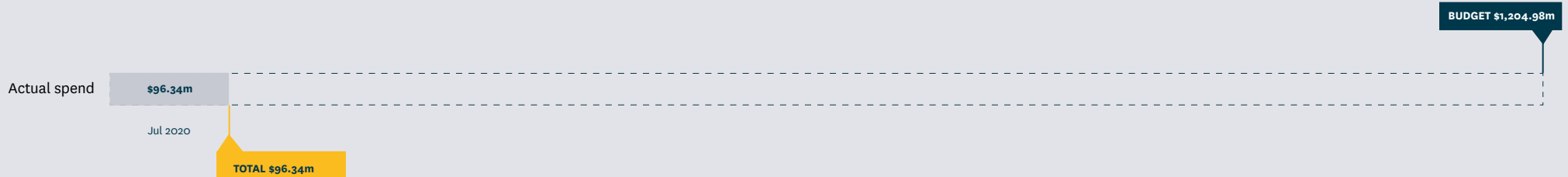
205 more than last month
2,145 more than 1 year ago

Note: 'Other vacant' includes houses pending sale, lease expiry or demolition.

Total places

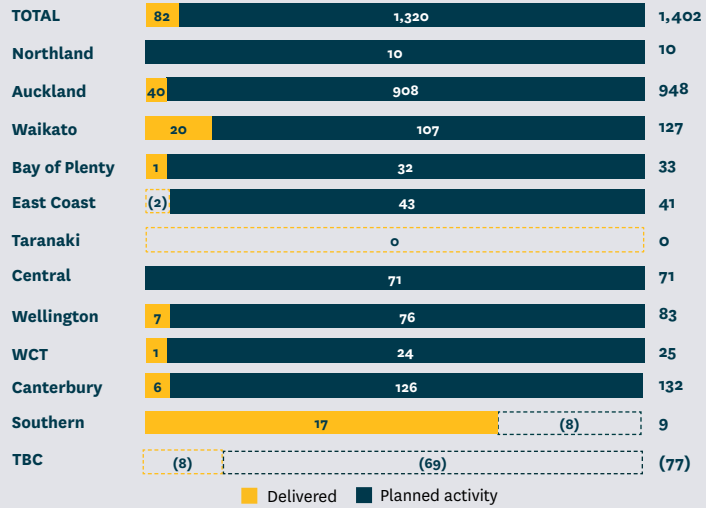


Spend (IRRS + OS)

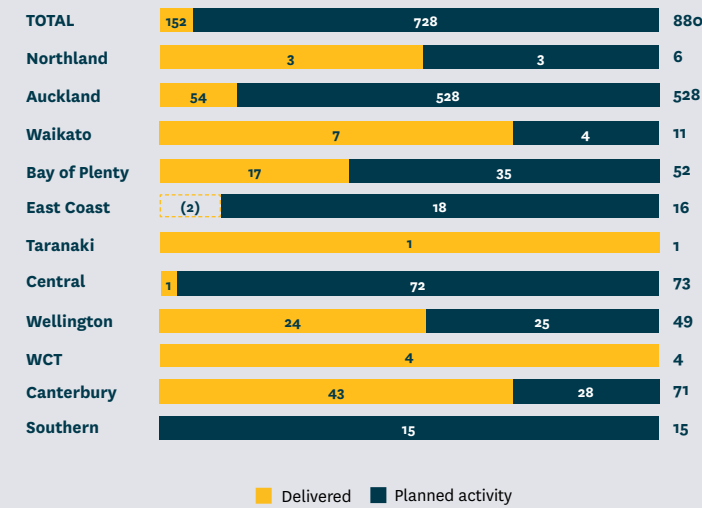


2 Current Delivery and Planned Supply

Kāinga Ora activity



Community Housing Providers activity

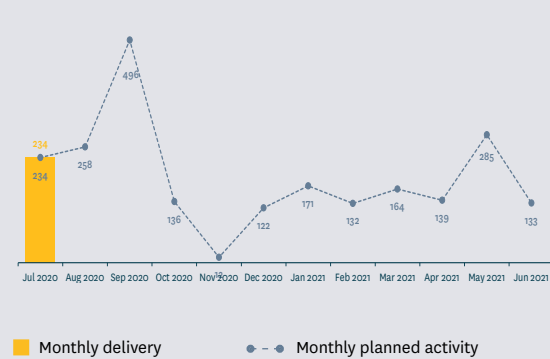


Breakdown

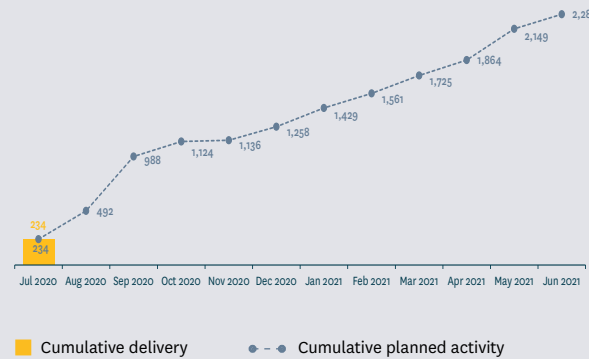
CURRENT MONTH DELIVERED	KO		CHPs		Total	
	Month	YTD	Month	YTD	Month	YTD
Redirects			115	115	115	115
New Build	87	87	37	37	124	124
New Leases					0	0
Buy In	18	18			18	18
Adjustments	(8)	(8)			(8)	(8)
SLED	(15)	(15)			(15)	(15)
Total	82	82	152	152	234	234

REMAINING PLANNED ACTIVITY	KO	CHPs	Total
Redirects	0	-	0
New Build	2,215	728	2,943
New Leases	12	0	12
Buy In	257	0	257
Adjustments	0	0	0
SLED	(1,164)	0	(1,164)
Total	1,320	728	2,048

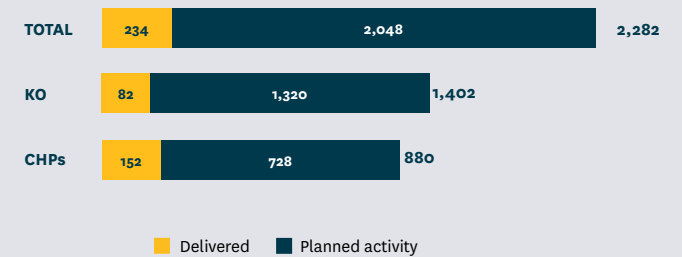
Monthly activity



Cumulative activity



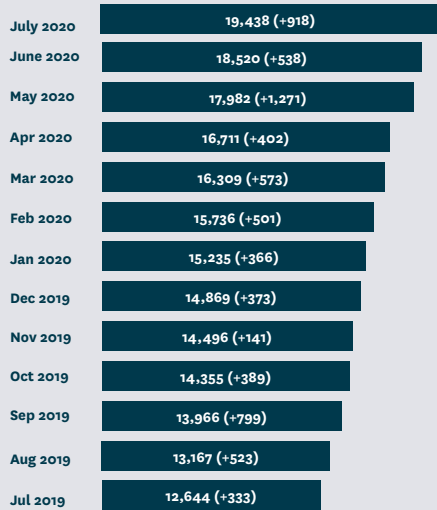
2020/21 Summary of the progress towards 1600 target



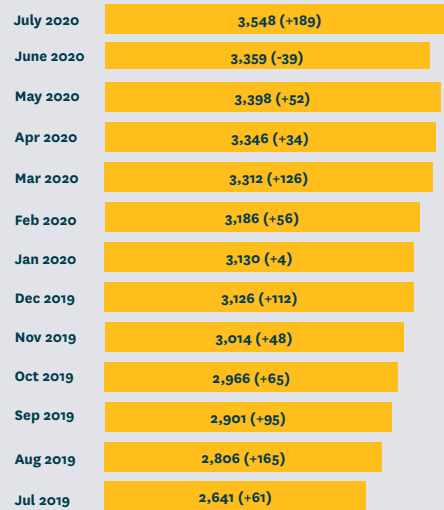
Note: Community Housing Provider's planned activity does not include redirects. It only includes new builds.

3 Current Demand

Applicants on the Housing Register

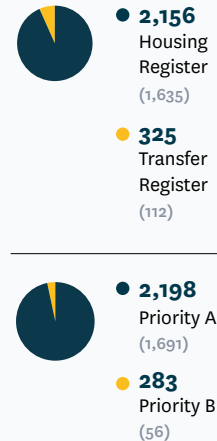


Applicants on the Transfer Register



Public housing overview

2,481
Register new entries over July 2020
(1,747 over June 2020)



473
Register exits over July 2020
(527 over June 2020)

668
Applications housed over July 2020
(595 over June 2020)

629 (552)
Housing Register

39 (43)
Transfer Register

638 (567)
Priority A applicants

30 (28)
Priority B applicants

437 (425)
housed in KO properties

231 (170)
housed in CHP properties

153
Median time to house (days) over July 2020
(140 over June 2020)

152 (139)
days

227 (160)
days*

161 (142)
days

103 (60)
days

175 (160)
days

107 (93)
days

686
Tenancies ended over July
(615 over June 2020 which reasons were:)

81 (58)
Moved to private accommodation

243 (138)
Moved to new public housing tenancy

27 (4)
Moved to emergency housing

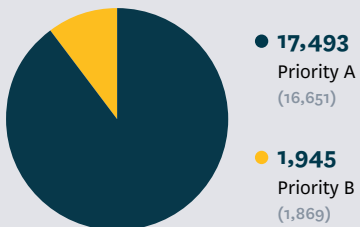
206 (119)
Change in household circumstances

0 (0)
Moved as a result of a Tenancy Review

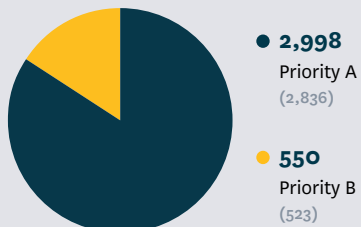
58 (61)
Unknown

Note: Tenancy exits reasons are behind by one month as the outcome is measured 28 days after the tenancy ended. Exit reasons are prioritised in the order they appear in the table. Month by month, some figures may change slightly due to ongoing data refinements. Change in household circumstances includes relationship changes, deceased, imprisonment, left NZ, entered residential care, or change in living arrangements.

Housing Register by priority



Transfer Register by priority



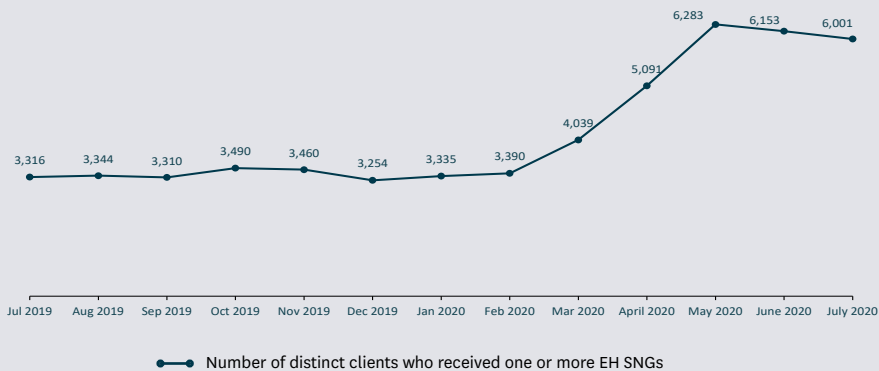
4 Transitional Housing

Transitional housing places

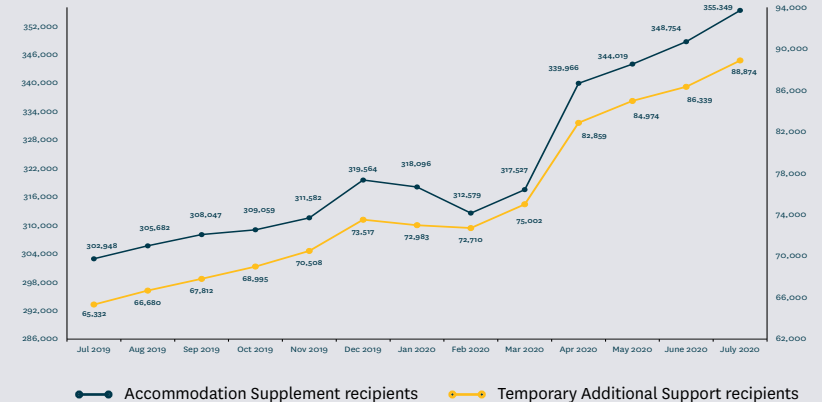
Month	Northland	Auckland	Waikato	Bay of Plenty	East Coast	Central	Taranaki	Wellington	West Coast Tasman	Canterbury	Southern	Total
July 2020	159	1,380	238	262	412	147	23	314	77	350	112	3,474
June 2020	166	1,273	208	233	380	114	25	323	70	342	100	3,234
May 2020	166	1,174	208	233	366	114	25	318	69	341	102	3,116
Apr 2020	167	1,182	197	272	361	114	25	308	66	320	100	3,112
Mar 2019	167	1,182	197	271	361	114	25	307	66	317	85	3,092
Feb 2019	162	1,172	183	267	359	114	25	296	66	319	85	3,048
Jan 2020	169	1,186	176	266	361	105	24	296	66	318	88	3,055
Dec 2019	169	1,173	175	269	361	102	25	301	66	314	88	3,043
Nov 2019	160	1,171	175	268	361	93	24	299	66	314	88	3,019
Oct 2019	161	1,175	174	269	371	93	24	281	67	315	76	3,006
Sep 2019	161	1,175	174	264	376	90	24	280	67	313	77	3,001
Aug 2019	161	1,151	158	280	379	88	47	268	66	304	87	2,989
Jul 2019	155	1,147	136	258	368	83	36	256	65	273	91	2,868

5 Grants and Benefits

Emergency Housing Special Needs Grants



Accommodation Supplement and Temporary Additional Support



6 Housing First

Programme overview

2,299

Households accepted into the service

(185 more than last month)

1,364

Housed by the service (Cumulative)

(53 more than last month)

Outcomes

The service has resulted in the following outcomes for the **2,299** households:

- **1,356**

Continue to need support
(85 more than last month)

- **86**

Graduated
(37 more than last month)

- **823**

Withdrawn from the programme
(62 more than last month)

- **34**

Deceased
(1 more than last month)

Currently engaged

Of the **1,356** in the service and continuing to need support:

- **817**

Currently housed
(32 less than last month)

- **539**

Are not currently in housing
(117 more than last month)

Currently housed

The **817** currently housed have been placed into:

626 (9 more than last month)
CHP (IRRS) housing

90 (1 more than last month)
KO (IRRS) housing

76 (37 less than last month)
Private housing

25 (5 less than last month)
Other housing

They have remained in housing for:

23% (2% more than last month)
0-6 months

26% (1% less than last month)
6-12 months

45% (no change)
Over 12 months

5%
unknown

Household characteristics - July

Gender



62%

Male



37%

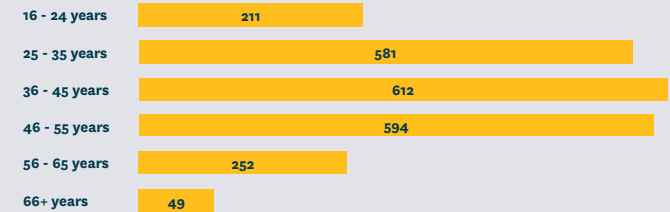
Female



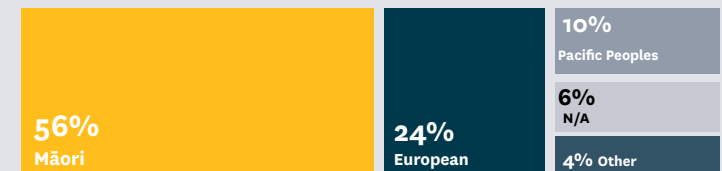
1%

Gender diverse or unknown

Age group



Primary ethnicity



7 Regional Overview
Northland


Applicants on the Housing Register	Transitional housing places	EH SNG approved
823 (+107)	159 (-7)	231 (+57)
Applicants on the Transfer Register	Public housing tenancies	Distinct clients
135 (+17)	2,137 (+2)	111 (+20)

Taranaki


Applicants on the Housing Register	Transitional housing places	EH SNG approved
405 (+42)	23 (-2)	279 (+0)
Applicants on the Transfer Register	Public housing tenancies	Distinct clients
61 (+9)	1,239 (-5)	122 (-3)

Auckland


Applicants on the Housing Register	Transitional housing places	EH SNG approved
6,879 (+262)	1,380 (+107)	5,835 (-552)
Applicants on the Transfer Register	Public housing tenancies	Distinct clients
1,625 (+94)	32,680 (+97)	2,051 (-160)

Wellington


Applicants on the Housing Register	Transitional housing places	EH SNG approved
2,194 (+64)	314 (-9)	1,633 (+81)
Applicants on the Transfer Register	Public housing tenancies	Distinct clients
470 (+25)	8,600 (+27)	831 (+68)

Waikato


Applicants on the Housing Register	Transitional housing places	EH SNG approved
2,028 (+62)	238 (+30)	1,548 (-101)
Applicants on the Transfer Register	Public housing tenancies	Distinct clients
298 (+3)	4,693 (+28)	682 (-45)

**West Coast
Tasman**


Applicants on the Housing Register	Transitional housing places	EH SNG approved
668 (+35)	77 (+7)	453 (+11)
Applicants on the Transfer Register	Public housing tenancies	Distinct clients
94 (+6)	1,462 (+4)	204 (-11)

Bay of Plenty


Applicants on the Housing Register	Transitional housing places	EH SNG approved
1,468 (+141)	262 (+29)	1,708 (+287)
Applicants on the Transfer Register	Public housing tenancies	Distinct clients
110 (+11)	2,847 (+19)	672 (-42)

Canterbury


Applicants on the Housing Register	Transitional housing places	EH SNG approved
1,521 (+21)	350 (+8)	1,221 (+61)
Applicants on the Transfer Register	Public housing tenancies	Distinct clients
344 (+11)	8,201 (+56)	477 (-21)

East Coast


Applicants on the Housing Register	Transitional housing places	EH SNG approved
1,885 (+69)	412 (+32)	1,168 (-29)
Applicants on the Transfer Register	Public housing tenancies	Distinct clients
228 (+5)	4,084 (-17)	542 (+19)

Southern


Applicants on the Housing Register	Transitional housing places	EH SNG approved
469 (+23)	112 (+12)	222 (+3)
Applicants on the Transfer Register	Public housing tenancies	Distinct clients
34 (3)	1,851 (+3)	113 (+14)

Central


Applicants on the Housing Register	Transitional housing places	EH SNG approved
1,074 (+87)	147 (+33)	702 (+52)
Applicants on the Transfer Register	Public housing tenancies	Distinct clients
149 (+5)	2,307 (-2)	274 (-3)

**Other/
unknown**

Applicants on the Housing Register	Transitional housing places	EH SNG approved
24 (+5)	0 (+0)	27 (+16)
	Public housing tenancies	Distinct clients
	60 (-1)	17 (+10)

Note: These applicants have a primary address that is not geo-coded and cannot be attributed to a specified TLA.