

1 Current Supply

Public housing places

IRRS places

7,638

CHPs

61,005

Kāinga Ora

= 68,643

Total IRRS places

Market renters

92

CHPs

1,215

Kāinga Ora

= 1,307

Total market renters

Kāinga Ora vacancies

449

Short-term vacant

721

Long-term vacant

199

Other vacant

69,950

Total tenancies

190 more than last month
2,417 more than 1 year ago

1,369

Total KO vacancies

107 more than last month
415 less than 1 year ago

71,319

Total places

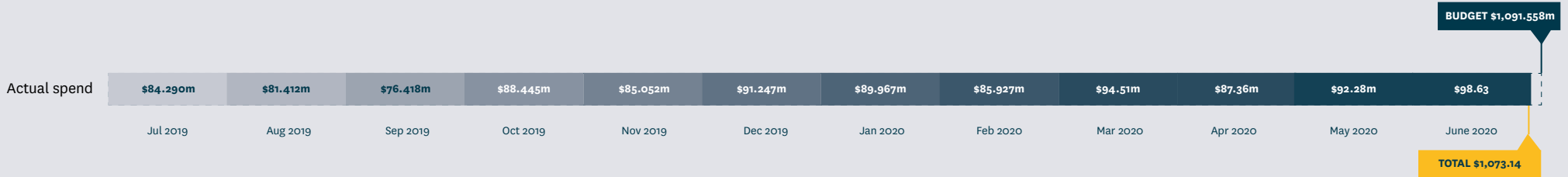
297 more than last month
2,002 more than 1 year ago

Note: 'Other vacant' includes houses pending sale, lease expiry or demolition.

Total places

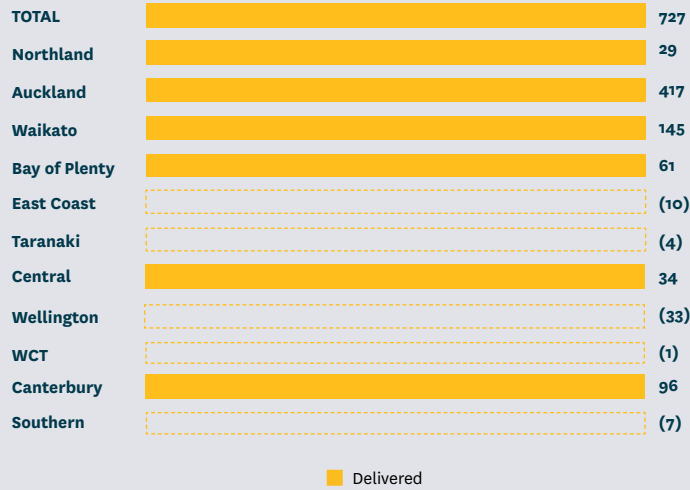


Spend (IRRS + OS)

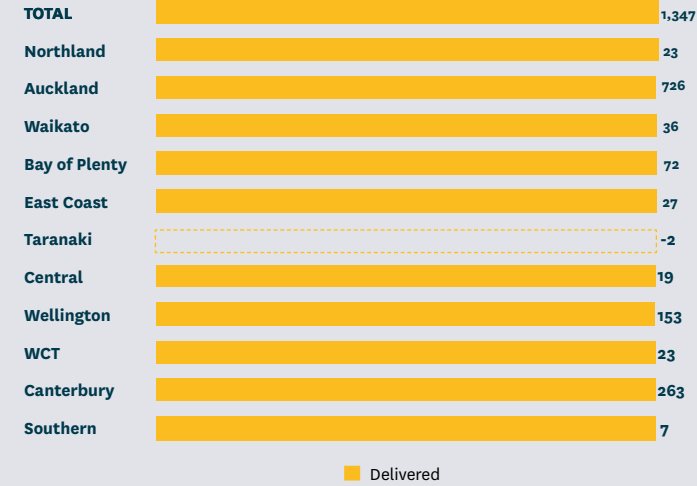


2 2019/20 Delivery

Kāinga Ora activity



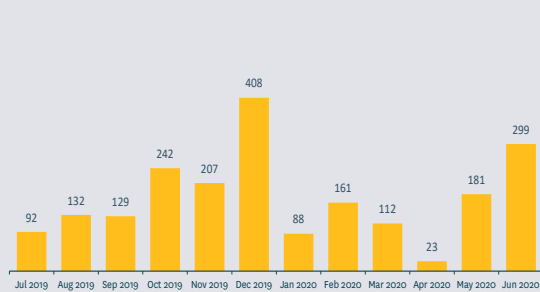
Community Housing Providers activity



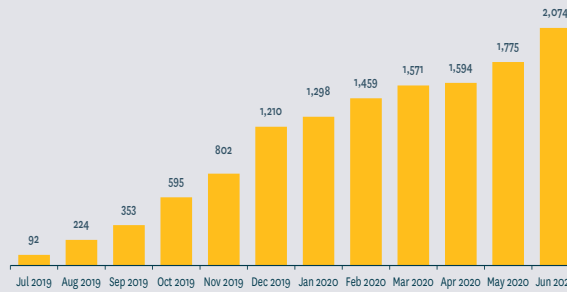
Breakdown

CURRENT MONTH DELIVERED	KO		CHPs		Total	
	Month	YTD	Month	YTD	Month	YTD
Redirects			87	972	87	972
New Build	278	1229	8	375	286	1,604
New Leases		6				6
Buy In	38	327			38	327
Adjustments	43	20			43	20
SLED	(155)	(855)			(155)	(855)
Total	204	727	95	1,347	299	2,074

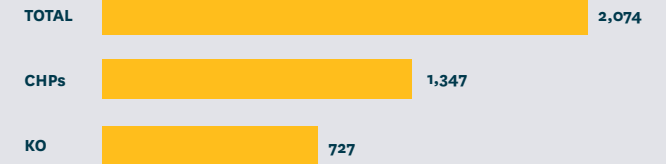
Monthly Delivered



Cumulative Delivered



Summary of delivery as at end of 2019/20

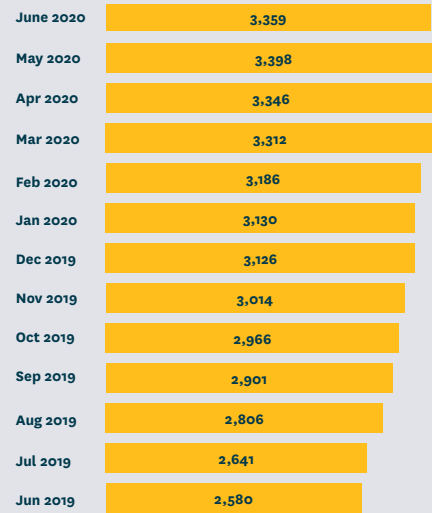


3 Current Demand

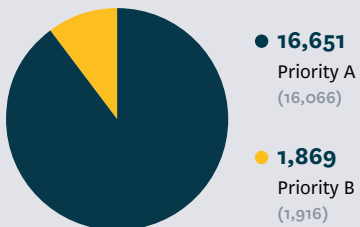
Applicants on the Housing Register



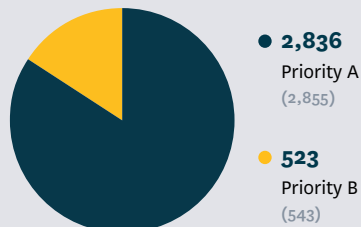
Applicants on the Transfer Register



Housing Register by priority

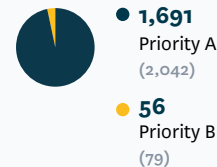
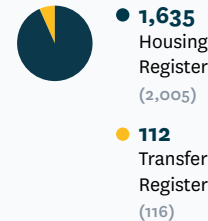


Transfer Register by priority



Public housing overview

1,747
Register new entries over June 2020
(2,121 over May 2020)



527
Register exits over June 2020
(741 over May 2020)

595
Applications housed over June 2020
(546 over May 2020)

552 (517)
Housing Register

43 (29)
Transfer Register

567 (528)
Priority A applicants

28 (18)
Priority B applicants

425 (355)
housed in KO properties

170 (191)
housed in CHP properties

140
Median time to house (days) over June 2020
(161 over May 2020)

139 (155)
days

160 (224)
days*

142 (165)
days

60 (99)
days

160 (190)
days

93 (112)
days

615
Tenancies ended over June
(380 over May 2020 which reasons were:)

58 (29)
Moved to private accommodation

138 (28)
Moved to new public housing tenancy

4 (6)
Moved to emergency housing

119 (55)
Change in household circumstances

0 (0)
Moved as a result of a Tenancy Review

61 (24)
Unknown

Note: Tenancy exits reasons are behind by one month as the outcome is measured 28 days after the tenancy ended. Exit reasons are prioritised in the order they appear in the table. Month by month, some figures may change slightly due to ongoing data refinements. Change in household circumstances includes relationship changes, deceased, imprisonment, left NZ, entered residential care, or change in living arrangements.

4 Transitional Housing

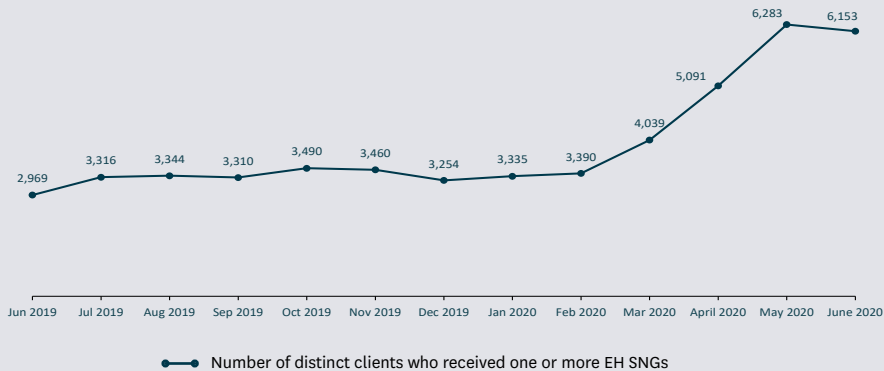
Transitional housing places

Month	Northland	Auckland	Waikato	Bay of Plenty	East Coast	Central	Taranaki	Wellington	West Coast Tasman	Canterbury	Southern	Total
June 2020	166	1,273	208	233	380	114	25	323	70	342	100	3,234
May 2020	166	1,174	208	233	366	114	25	318	69	341	102	3,116
Apr 2020	167	1,182	197	272	361	114	25	308	66	320	100	3,112
Mar 2019	167	1,182	197	271	361	114	25	307	66	317	85	3,092
Feb 2019	162	1,172	183	267	359	114	25	296	66	319	85	3,048
Jan 2020	169	1,186	176	266	361	105	24	296	66	318	88	3,055
Dec 2019	169	1,173	175	269	361	102	25	301	66	314	88	3,043
Nov 2019	160	1,171	175	268	361	93	24	299	66	314	88	3,019
Oct 2019	161	1,175	174	269	371	93	24	281	67	315	76	3,006
Sep 2019	161	1,175	174	264	376	90	24	280	67	313	77	3,001
Aug 2019	161	1,151	158	280	379	88	47	268	66	304	87	2,989
Jul 2019	155	1,147	136	258	368	83	36	256	65	273	91	2,868
Jun 2019	158	1,140	117	268	302	70	35	254	65	300	80	2,789

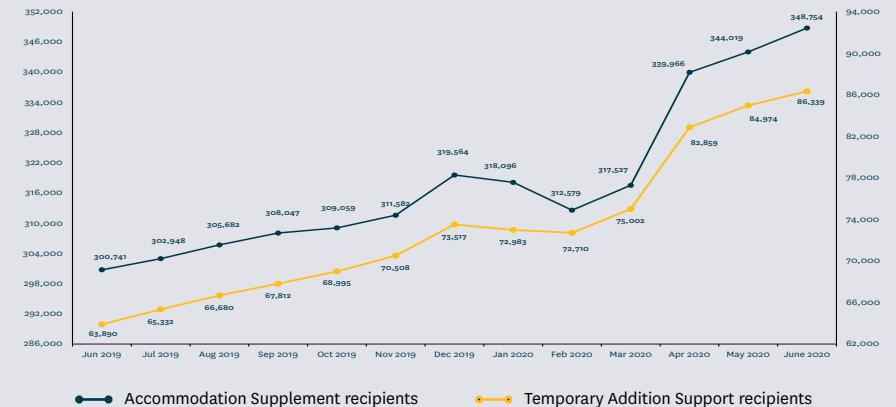
- Northland
- Auckland
- Waikato
- Bay of Plenty
- East Coast
- Central
- Taranaki
- Wellington
- West Coast Tasman
- Canterbury
- Southern

5 Grants and Benefits

Emergency Housing Special Needs Grants



Accommodation Supplement and Temporary Additional Support



6 Housing First

Programme overview

2,114

Households accepted into the service

(93 more than last month)

1,311

Housed by the service (Cumulative)

(50 more than last month)

Outcomes

The service has resulted in the following outcomes for the **2,114** households:

- **1,271**

Continue to need support
(30 more than last month)

- **49**

Graduated
(no change)

- **761**

Withdrawn from the programme
(63 more than last month)

- **33**

Deceased
(no change)

Currently engaged

Of the **1,271** in the service and continuing to need support:

- **849**

Currently housed
(26 more than last month)

- **422**

Are not currently in housing
(4 more than last month)

Currently housed

The **849** currently housed have been placed into:

617 (22 more than last month)
CHP (IRRS) housing

89 (3 less than last month)
KO (IRRS) housing

113 (no change)
Private housing

30 (7 more than last month)
Other housing

They have remained in housing for:

21% (3% less than last month)
0-6 months

27% (not much change)
6-12 months

45% (3% less than last month)
Over 12 months

7%
unknown

Household characteristics - June

Gender



61%

Male



38%

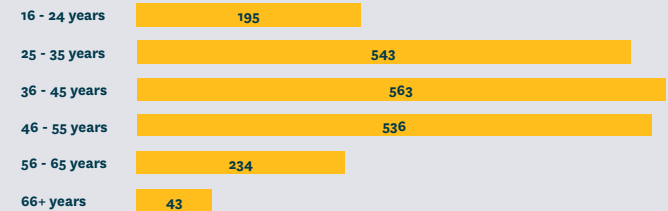
Female



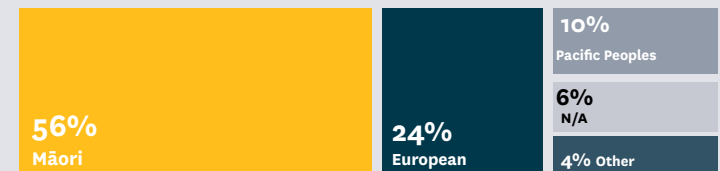
1%

Gender diverse or unknown

Age group



Primary ethnicity



Note: Proportions are very similar for the month of May

7 Regional Overview
Northland


Applicants on the Housing Register	Transitional housing places	EH SNG approved
716 (+60)	166 (0)	174 (-35)
Applicants on the Transfer Register	Public housing tenancies	Distinct clients
118 (+8)	2,135 (+9)	91 (-18)

Taranaki


Applicants on the Housing Register	Transitional housing places	EH SNG approved
363 (+22)	25 (+0)	279 (+1)
Applicants on the Transfer Register	Public housing tenancies	Distinct clients
52 (+0)	1,244 (+3)	125 (-10)

Auckland


Applicants on the Housing Register	Transitional housing places	EH SNG approved
6,617 (-36)	1,273 (99)	6,387 (+973)
Applicants on the Transfer Register	Public housing tenancies	Distinct clients
1,531 (-26)	32,583 (+113)	2,211 (+60)

Wellington


Applicants on the Housing Register	Transitional housing places	EH SNG approved
2,130 (+48)	323 (+5)	1,552 (+119)
Applicants on the Transfer Register	Public housing tenancies	Distinct clients
445 (-10)	8,573 (+1)	763 (+69)

Waikato


Applicants on the Housing Register	Transitional housing places	EH SNG approved
1,966 (+101)	208 (0)	1,649 (-219)
Applicants on the Transfer Register	Public housing tenancies	Distinct clients
295 (-4)	4,665 (+16)	727 (-116)

**West Coast
Tasman**


Applicants on the Housing Register	Transitional housing places	EH SNG approved
633 (+27)	70 (+1)	442 (-37)
Applicants on the Transfer Register	Public housing tenancies	Distinct clients
88 (-11)	1,458 (-1)	215 (-10)

Bay of Plenty


Applicants on the Housing Register	Transitional housing places	EH SNG approved
1,327 (129)	233 (0)	1,421 (+132)
Applicants on the Transfer Register	Public housing tenancies	Distinct clients
99 (-4)	2,828 (+18)	714 (+14)

Canterbury


Applicants on the Housing Register	Transitional housing places	EH SNG approved
1,500 (+53)	342 (+1)	1,160 (-47)
Applicants on the Transfer Register	Public housing tenancies	Distinct clients
333 (+9)	8,145 (+24)	498 (-30)

East Coast


Applicants on the Housing Register	Transitional housing places	EH SNG approved
1,816 (+82)	380 (+14)	1,197 (+18)
Applicants on the Transfer Register	Public housing tenancies	Distinct clients
223 (+4)	4,101 (+2)	523 (-9)

Southern


Applicants on the Housing Register	Transitional housing places	EH SNG approved
446 (+25)	100 (-2)	219 (-94)
Applicants on the Transfer Register	Public housing tenancies	Distinct clients
31 (2)	1,848 (0)	99 (-54)

Central


Applicants on the Housing Register	Transitional housing places	EH SNG approved
987 (+27)	114 (+0)	650 (+19)
Applicants on the Transfer Register	Public housing tenancies	Distinct clients
144 (-6)	2,309 (+4)	277 (-24)

**Other/
unknown**

Applicants on the Housing Register	Transitional housing places	EH SNG approved
19 (0)	0 (+0)	11 (-2)
	Public housing tenancies	Distinct clients
	61 (+1)	7 (3)

Note: These applicants have a primary address is not geo-coded and cannot be attributed to a specified TLA.