



1 Current Supply

Public housing places

IRRS places

10,306

CHPs

61,432

Kāinga Ora

= 71,738

Total IRRS places

Market renters

76

CHPs

687

Kāinga Ora

= 763

Total market renters

Kāinga Ora vacancies

591

Short-term vacant

1,028

Long-term vacant

217

Other vacant

72,501

Total tenancies

130 more than last month
2,551 more than 1 year ago

1,836

Total Kāinga Ora vacancies

128 more than last month
467 more than 1 year ago

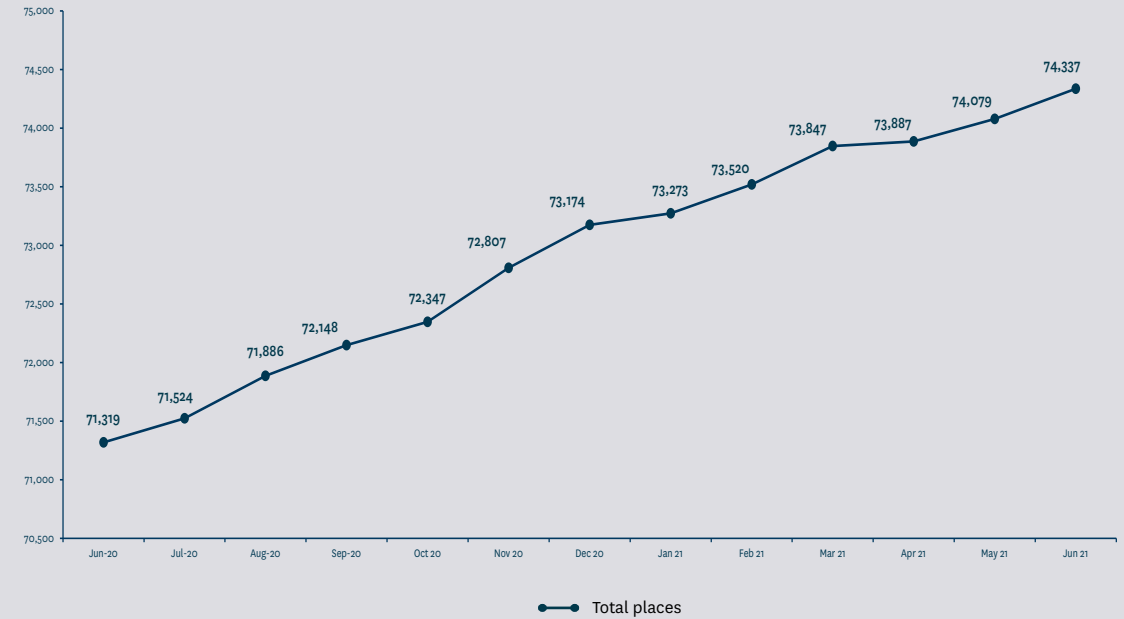
74,337

Total places

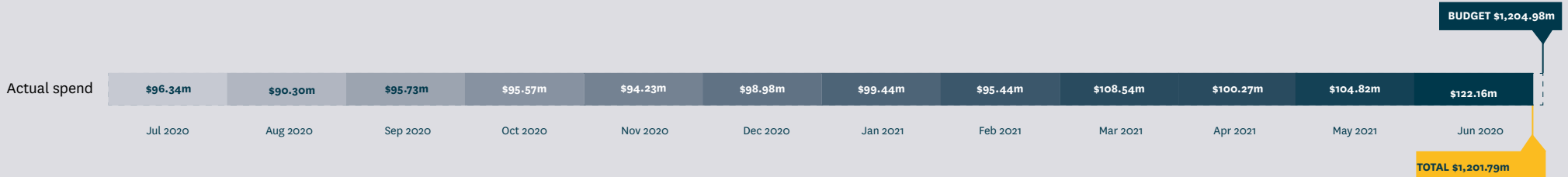
258 more than last month
3,018 more than 1 year ago

Note: 'Other vacant' includes houses pending sale, lease expiry or demolition.

Total places



Spend (IRRS + OS)





2 Current Delivery and Planned Supply

Kāinga Ora activity

Region	Delivered	Planned activity
TOTAL	1,297	1,297
Northland	8	8
Auckland	602	602
Waikato	109	109
Bay of Plenty	25	25
East Coast	33	33
Taranaki	(3)	(3)
Central	45	45
Wellington	157	157
WCT	169	169
Canterbury	154	154
Southern	(2)	(2)

■ Delivered ■ Planned activity

Community Housing Providers activity

Region	Delivered	Planned activity
TOTAL	1,757	1,757
Northland	36	36
Auckland	864	864
Waikato	78	78
Bay of Plenty	154	154
East Coast	17	17
Taranaki	6	6
Central	91	91
Wellington	198	198
WCT	14	14
Canterbury	275	275
Southern	24	24

Note: Community Housing Provider's planned activity does not include redirects. It only include new builds.

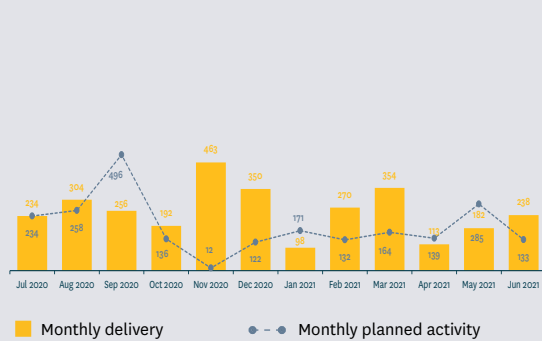
■ Delivered ■ Planned activity

Breakdown

CURRENT MONTH DELIVERED	Kāinga Ora		CHPs		Total	
	Month	YTD	Month	YTD	Month	YTD
Redirects			48	1,101	48	1,101
New Build	252	1,866	108	656	360	2,522
New Leases	0	11			0	11
Buy In	11	277			11	277
Adjustments	31	11			31	11
SLED	(212)	(868)			(212)	(868)
Total	82	1,297	156	1,757	238	3,054

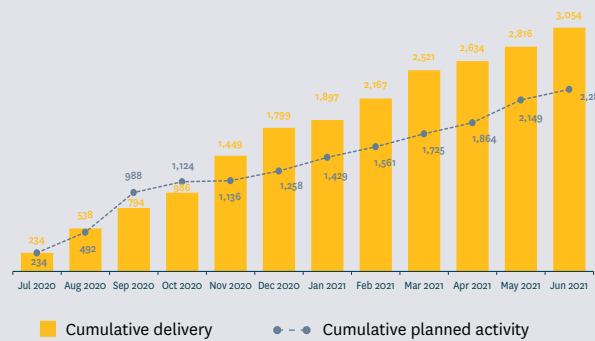
REMAINING PLANNED ACTIVITY	Kāinga		Total
	Ora	CHPs	
Redirects	0	0	0
New Build	0	0	0
New Leases	0	0	0
Buy In	0	0	0
Adjustments	0	0	0
SLED	0	0	0
Total	0	0	0

Monthly activity



■ Monthly delivery ● Monthly planned activity

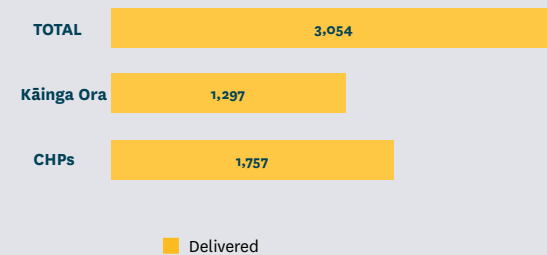
Cumulative activity



■ Cumulative delivery ● Cumulative planned activity

Note: The dotted line on the graphs indicate estimated supply as at 01 July 2020. All other planned activity on this page indicate current supply estimates.

2020/21 Summary of the progress towards 1600 target



■ Delivered

Note: Kāinga Ora leased 902 properties to Te Āhuru Mōwai (a community housing provider in Porirua, Wellington Region) as part of the Western Porirua Housing Partnership Project in October 2020. These properties have been excluded from the net delivery figures, as this is a lease arrangement between the two organisations and not a real increase or decrease in the number of places overall.



3 Current Demand

Applicants on the Housing Register

Jun 2021	24,475 (+71)
May 2021	24,404 (+394)
Apr 2021	24,010 (+323)
Mar 2021	23,687 (+428)
Feb 2021	23,259 (+456)
Jan 2021	22,803 (+282)
Dec 2020	22,521 (+112)
Nov 2020	22,409 (+462)
Oct 2020	21,947 (+532)
Sep 2020	21,415 (+1,030)
Aug 2020	20,385 (+947)
Jul 2020	19,438 (+918)
Jun 2020	18,520 (+538)

Applicants on the Transfer Register

Jun 2021	4,685 (+45)
May 2021	4,640 (+110)
Apr 2021	4,530 (+40)
Mar 2021	4,490 (+76)
Feb 2021	4,414 (+139)
Jan 2021	4,275 (+49)
Dec 2020	4,226 (+82)
Nov 2020	4,144 (+87)
Oct 2020	4,057 (+109)
Sep 2020	3,948 (+178)
Aug 2020	3,770 (+222)
Jul 2020	3,548 (+189)
Jun 2020	3,359 (-39)

Public housing overview

1,790

Register new entries over June 2021
(2,143 over May 2021)



- **1,547** Housing Register (1,885)
- **243** Transfer Register (258)



- **1,596** Priority A (1,941)
- **194** Priority B (202)

801

Register exits over June 2021
(782 over May 2021)

513

Applications housed over June 2021
(606 over May 2021)

467 (575)
Housing Register

46 (31)
Transfer Register

496 (584)
Priority A applicants

17 (22)
Priority B applicants

277 (351)
housed in Kāinga Ora properties

236(255)
housed in CHP properties

195

Median time to house (days) over June 2021
(173 over May 2021)

189 (175)
days

290 (154)
days*

200 (177)
days

97 (17)
days

245 (216)
days

167 (109)
days

653

Tenancies ended over June 2021
(580 over May 2021 which reasons were:)

87 (103)
Moved to private accommodation

217(189)
Moved to new public housing tenancy

20 (16)
Moved to emergency housing

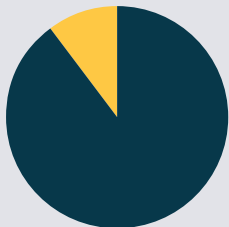
195 (205)
Change in household circumstances

0 (0)
Moved as a result of a Tenancy Review

61 (86)
Unknown

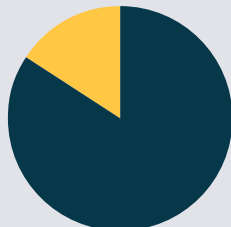
Note: Tenancy exits reasons are behind by one month as the outcome is measured 28 days after the tenancy ended. Exit reasons are prioritised in the order they appear in the table. Month by month, some figures may change slightly due to ongoing data refinements. Change in household circumstances includes relationship changes, deceased, imprisonment, left NZ, entered residential care, or change in living arrangements.

Housing Register by priority



- **22,812** Priority A (22,475)
- **1,663** Priority B (1,929)

Transfer Register by priority



- **4,172** Priority A (4,043)
- **513** Priority B (597)



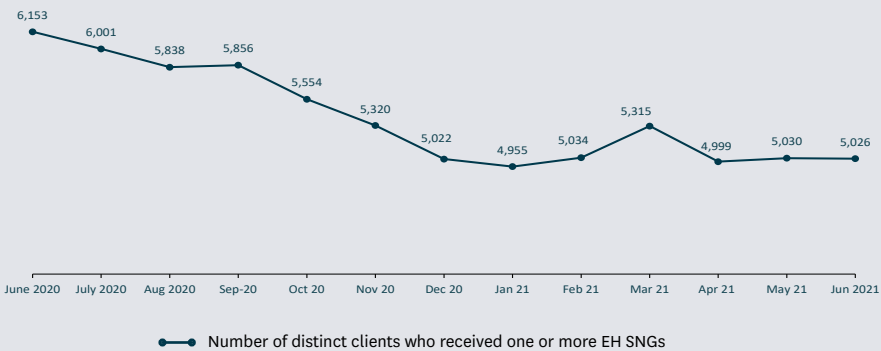
4 Transitional Housing

Transitional housing places

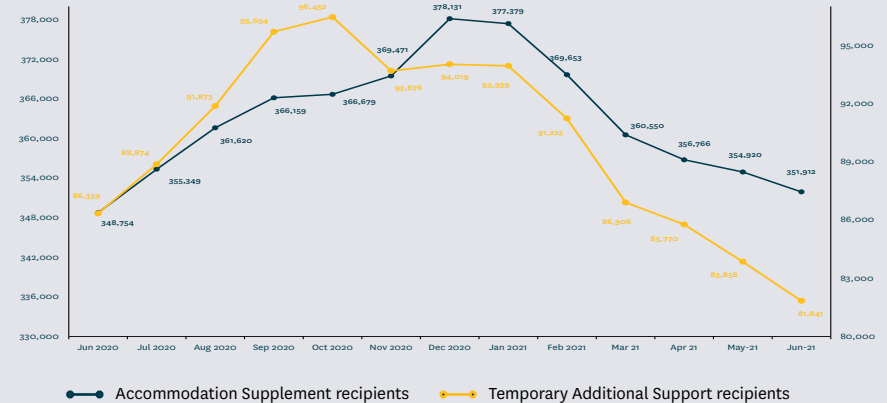
Month	Northland	Auckland	Waikato	Bay of Plenty	East Coast	Central	Taranaki	Wellington	West Coast Tasman	Canterbury	Southern	Total
Jun 2021	214	1,912	291	322	445	149	25	433	93	401	147	4,432
May 2021	214	1,830	278	321	418	148	23	398	93	400	148	4,271
Apr 2021	188	1,784	248	308	413	145	23	392	93	378	143	4,115
Mar 2021	188	1,779	248	298	414	145	23	386	93	380	128	4,082
Feb 2021	189	1,780	243	293	400	145	23	370	93	383	128	4,047
Jan 2021	184	1,757	243	287	403	145	23	349	89	374	118	3,972
Dec 2020	184	1,748	243	279	416	147	23	347	89	362	118	3,956
Nov 2020	184	1,626	243	279	416	147	23	341	89	363	118	3,829
Oct 2020	184	1,474	239	279	427	147	23	326	86	354	114	3,653
Sep 2020	185	1,394	237	265	424	147	23	321	77	347	113	3,533
Aug 2020	174	1,393	237	264	424	152	23	316	77	349	113	3,522
Jul 2020	159	1,380	238	262	412	147	23	314	77	350	112	3,474
Jun 2020	166	1,273	208	233	380	114	25	323	70	342	100	3,234

5 Grants and Benefits

Emergency Housing Special Needs Grants



Accommodation Supplement and Temporary Additional Support





6 Housing First

Programme overview

3,707

Households accepted into the service

(104 more than last month)

2,121

Housed by the service (Cumulative)

(151 more than last month)

Outcomes

The service has resulted in the following outcomes for the **3,707** households:

- **2,018**
Continue to need support
(64 more than last month)
- **111**
Graduated
(7 more than last month)
- **1,518**
Withdrawn from the programme
(31 more than last month)
- **60**
Deceased
(2 more than last month)

Note: Please treat graduated clients as provisional.

Currently engaged

Of the 2,018 in the service and continuing to need support:

- **1,237**
Currently housed
(56 more than last month)
- **781**
Are not currently in housing
(8 more than last month)

Currently housed

The **1,237** currently housed have been placed into:

- 930** (29 more than last month)
CHP (IRRS) housing
- 114** (5 less than last month)
Kainga Ora (IRRS) housing
- 127** (8 more than last month)
Private housing
- 66** (24 more than last month)
Other housing

They have remained in housing for:

- 22%** (6% less than last month)
0-6 months
- 22%** (2% less than last month)
6-12 months
- 45%** (2% less than last month)
Over 12 months
- 11%** (10% more than last month)
unknown

Household characteristics

Gender



62%

Male



37%

Female



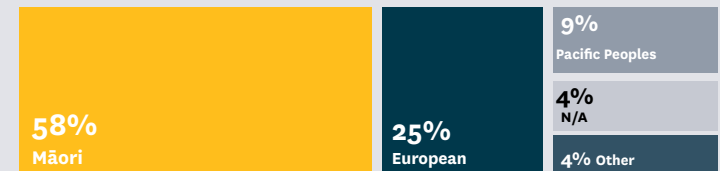
1%

Gender diverse or unknown

Age group

Note: Due to data quality issues age group info is not available for this month.

Primary ethnicity



Note: percentages may not add to 100 due to rounding off.



7 Regional Overview

Northland



Applicants on the Housing Register	Transitional housing places	EH SNG approved
1,050 (+14)	214 (+0)	216 (-4)
Applicants on the Transfer Register	Public housing tenancies	Distinct clients
155 (-8)	2,176 (-4)	81 (-3)

Auckland



Applicants on the Housing Register	Transitional housing places	EH SNG approved
8,386 (-72)	1,912 (+82)	3,967 (-224)
Applicants on the Transfer Register	Public housing tenancies	Distinct clients
2,170 (+37)	33,992 (+101)	1,458 (-107)

Waikato



Applicants on the Housing Register	Transitional housing places	EH SNG approved
2,564 (+6)	291 (+13)	1,707 (-13)
Applicants on the Transfer Register	Public housing tenancies	Distinct clients
353 (-7)	4,834 (-4)	846 (+41)

Bay of Plenty



Applicants on the Housing Register	Transitional housing places	EH SNG approved
2,025 (+62)	322 (+1)	1,534 (+24)
Applicants on the Transfer Register	Public housing tenancies	Distinct clients
144 (+3)	2,952 (+1)	693 (+26)

East Coast



Applicants on the Housing Register	Transitional housing places	EH SNG approved
2,205 (-17)	445 (+27)	1,079 (+167)
Applicants on the Transfer Register	Public housing tenancies	Distinct clients
299 (+1)	4,088 (+5)	483 (+13)

Central



Applicants on the Housing Register	Transitional housing places	EH SNG approved
1,467 (+29)	149 (+1)	493 (+44)
Applicants on the Transfer Register	Public housing tenancies	Distinct clients
214 (-1)	2,379 (+13)	223 (+1)

Taranaki



Applicants on the Housing Register	Transitional housing places	EH SNG approved
763 (+7)	25 (+2)	203 (-24)
Applicants on the Transfer Register	Public housing tenancies	Distinct clients
114 (+1)	1,240 (-3)	103 (-6)

Wellington



Applicants on the Housing Register	Transitional housing places	EH SNG approved
2,407 (-14)	433 (+35)	1,228 (+118)
Applicants on the Transfer Register	Public housing tenancies	Distinct clients
581 (+19)	8,790 (+4)	711 (+12)

West Coast
Tasman

Applicants on the Housing Register	Transitional housing places	EH SNG approved
868 (+20)	93 (0)	294 (+36)
Applicants on the Transfer Register	Public housing tenancies	Distinct clients
117 (-2)	1,609 (+1)	120 (+9)

Canterbury



Applicants on the Housing Register	Transitional housing places	EH SNG approved
2,125 (+2)	401 (+1)	779 (-29)
Applicants on the Transfer Register	Public housing tenancies	Distinct clients
484 (-3)	8,507 (+19)	313 (-7)

Southern



Applicants on the Housing Register	Transitional housing places	EH SNG approved
570 (+31)	147 (-1)	68 (+28)
Applicants on the Transfer Register	Public housing tenancies	Distinct clients
54 (+5)	1,846 (-4)	38 (+17)

Other/
unknown

Note: These applicants have a primary address that is not geo-coded and cannot be attributed to a specified TLA.

Applicants on the Housing Register	Transitional housing places	EH SNG approved
45 (+3)	0 (0)	6 (-1)
Applicants on the Transfer Register	Public housing tenancies	Distinct clients
0 (0)	88 (+1)	3 (-1)