



## 1 Current Supply

### Public housing places

#### IRRS places

**9,867**

CHPs

**61,463**

Kāinga Ora

**= 71,330**

Total IRRS places

#### Market renters

**82**

CHPs

**667**

Kāinga Ora

**= 749**

Total market renters

#### Kāinga Ora vacancies

**507**

Short-term vacant

**973**

Long-term vacant

**288**

Other vacant

**72,079**

Total tenancies

277 more than last month  
2,528 more than 1 year ago

**1,768**

Total Kāinga Ora vacancies

50 more than last month  
433 more than 1 year ago

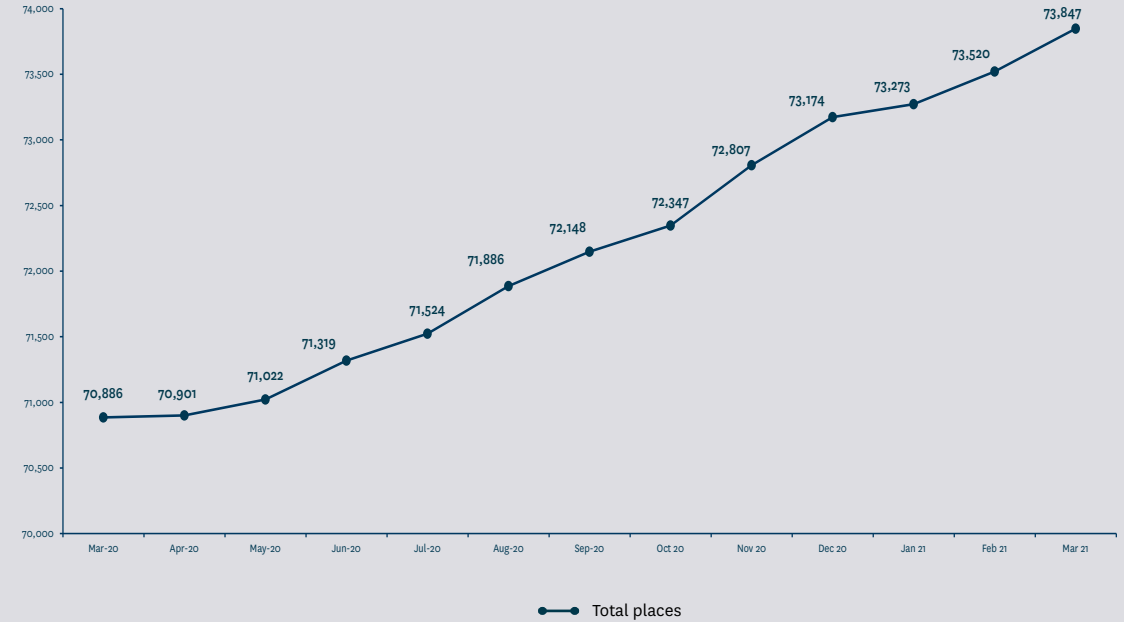
**73,847**

Total places

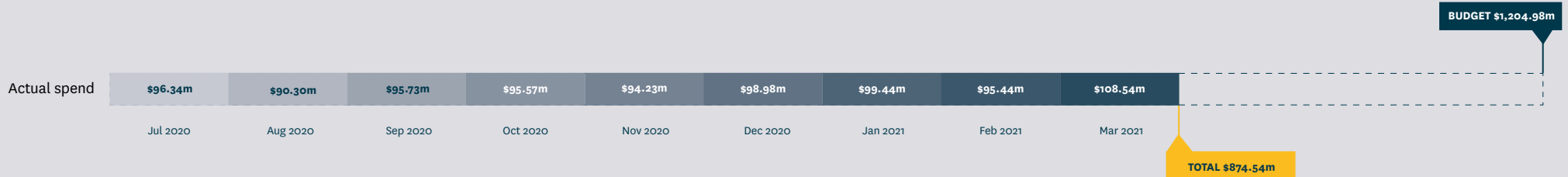
327 more than last month  
2,961 more than 1 year ago

**Note:** 'Other vacant' includes houses pending sale, lease expiry or demolition.

### Total places



### Spend (IRRS + OS)



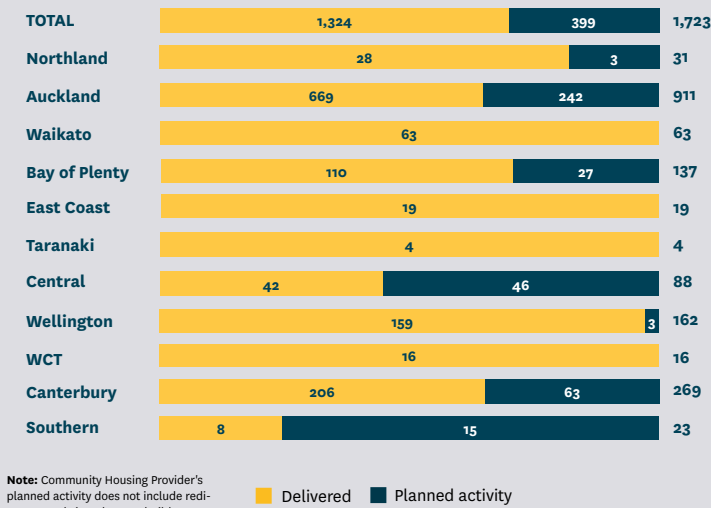


## 2 Current Delivery and Planned Supply

### Kāinga Ora activity



### Community Housing Providers activity



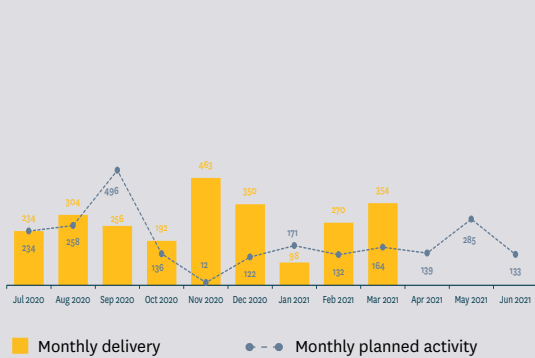
Note: Community Housing Provider's planned activity does not include redirects. It only includes new builds.

### Breakdown

CURRENT MONTH DELIVERED	Kāinga Ora		CHPs		Total	
	Month	YTD	Month	YTD	Month	YTD
Redirects			130	916	130	916
New Build	151	1,459	24	408	175	1,867
New Leases	1	10			1	10
Buy In	147	244			147	244
Adjustments	9	(9)			9	(9)
SLED	(108)	(507)			(108)	(507)
<b>Total</b>	<b>200</b>	<b>1,197</b>	<b>154</b>	<b>1,324</b>	<b>354</b>	<b>2,521</b>

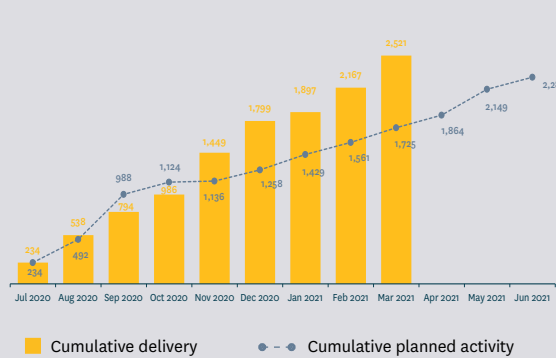
REMAINING PLANNED ACTIVITY	Kāinga		
	Ora	CHPs	Total
Redirects	0	0	0
New Build	380	399	779
New Leases	2	0	2
Buy In	31	0	31
Adjustments	0	0	0
SLED	(354)	0	(354)
<b>Total</b>	<b>59</b>	<b>399</b>	<b>458</b>

### Monthly activity

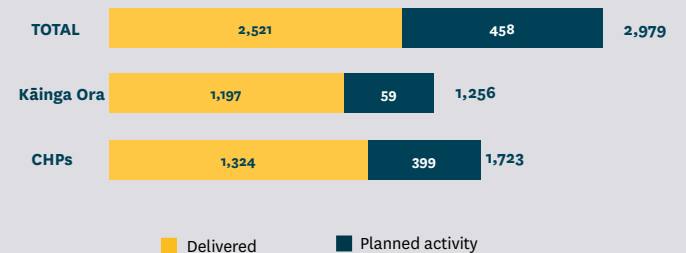


Note: The dotted line on the graphs indicate estimated supply as at 01 July 2020. All other planned activity on this page indicate current supply estimates.

### Cumulative activity



### 2020/21 Summary of the progress towards 1600 target

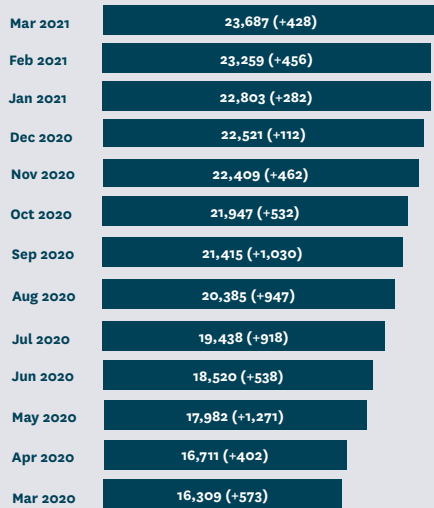


Note: Kāinga Ora leased 902 properties to Te Āhuru Mōwai (a community housing provider in Porirua, Wellington Region) as part of the Western Porirua Housing Partnership Project in October 2020. These properties have been excluded from the net delivery figures, as this is a lease arrangement between the two organisations and not a real increase or decrease in the number of places overall.

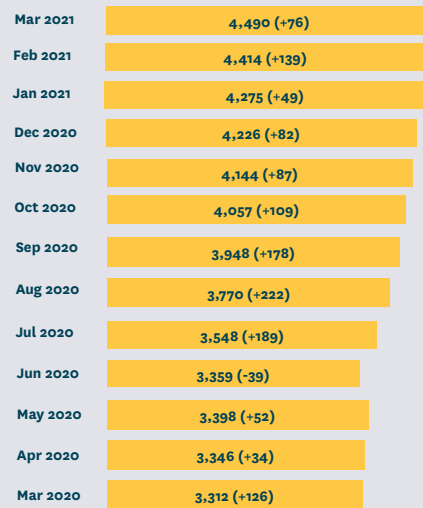


## 3 Current Demand

### Applicants on the Housing Register



### Applicants on the Transfer Register



### Public housing overview

**2,209**

Register new entries over March 2021

(1,727 over February 2021)



● **1,958**  
Housing Register  
(1,506)

● **251**  
Transfer Register  
(221)



● **1,982**  
Priority A  
(1,552)

● **227**  
Priority B  
(175)

**871**

Register exits over March 2021

(727 over February 2021)

**772**

Applications housed over March 2021

(551 over February 2021)

**723** (515)  
Housing Register

**49** (36)  
Transfer Register

**751** (534)  
Priority A applicants

**21** (17)  
Priority B applicants

**523** (338)  
housed in Kāinga Ora properties

**249** (213)  
housed in CHP properties

**120**

Median time to house (days) over March 2021

(183 over February 2021)

**118** (183)  
days

**139** (142)  
days\*

**122** (183)  
days

**107** (162)  
days

**108** (197)  
days

**151** (167)  
days

**706**

Tenancies ended over March 2021

(551 over February 2021 which reasons were:)

**97** (90)  
Moved to private accommodation

**204** (193)  
Moved to new public housing tenancy

**25** (16)  
Moved to emergency housing

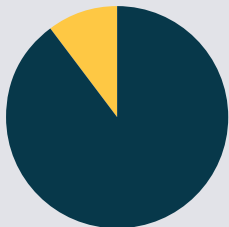
**169** (144)  
Change in household circumstances

**0** (1)  
Moved as a result of a Tenancy Review

**56** (40)  
Unknown

**Note:** Tenancy exits reasons are behind by one month as the outcome is measured 28 days after the tenancy ended. Exit reasons are prioritised in the order they appear in the table. Month by month, some figures may change slightly due to ongoing data refinements. Change in household circumstances includes relationship changes, deceased, imprisonment, left NZ, entered residential care, or change in living arrangements.

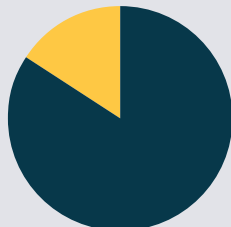
### Housing Register by priority



● **21,553**  
Priority A  
(21,115)

● **2,134**  
Priority B  
(2,144)

### Transfer Register by priority



● **3,873**  
Priority A  
(3,792)

● **617**  
Priority B  
(622)



## 4 Transitional Housing

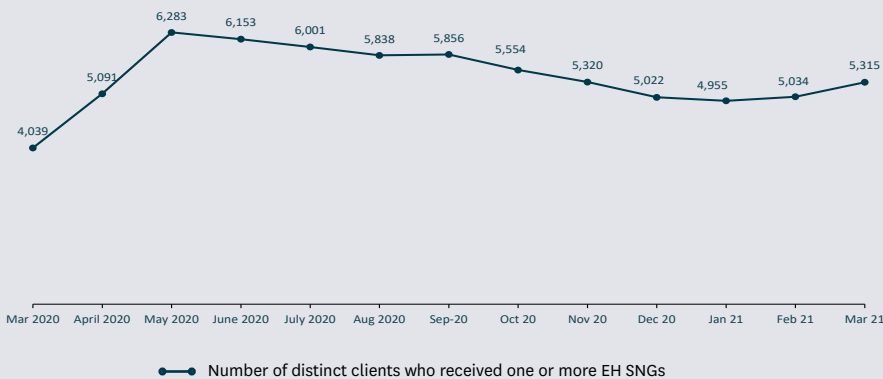
### Transitional housing places

Month	Northland	Auckland	Waikato	Bay of Plenty	East Coast	Central	Taranaki	Wellington	West Coast Tasman	Canterbury	Southern	Total
Mar 2021	188	1,779	248	298	414	145	23	386	93	380	128	4,082
Feb 2021	189	1,780	243	293	400	145	23	370	93	383	128	4,047
Jan 2021	184	1,757	243	287	403	145	23	349	89	374	118	3,972
Dec 2020	184	1,748	243	279	416	147	23	347	89	362	118	3,956
Nov 2020	184	1,626	243	279	416	147	23	341	89	363	118	3,829
Oct 2020	184	1,474	239	279	427	147	23	326	86	354	114	3,653
Sep 2020	185	1,394	237	265	424	147	23	321	77	347	113	3,533
Aug 2020	174	1,393	237	264	424	152	23	316	77	349	113	3,522
Jul 2020	159	1,380	238	262	412	147	23	314	77	350	112	3,474
Jun 2020	166	1,273	208	233	380	114	25	323	70	342	100	3,234
May 2020	166	1,174	208	233	366	114	25	318	69	341	102	3,116
Apr 2020	167	1,182	197	272	361	114	25	308	66	320	100	3,112
Mar 2020	167	1,182	197	271	361	114	25	307	66	317	85	3,092

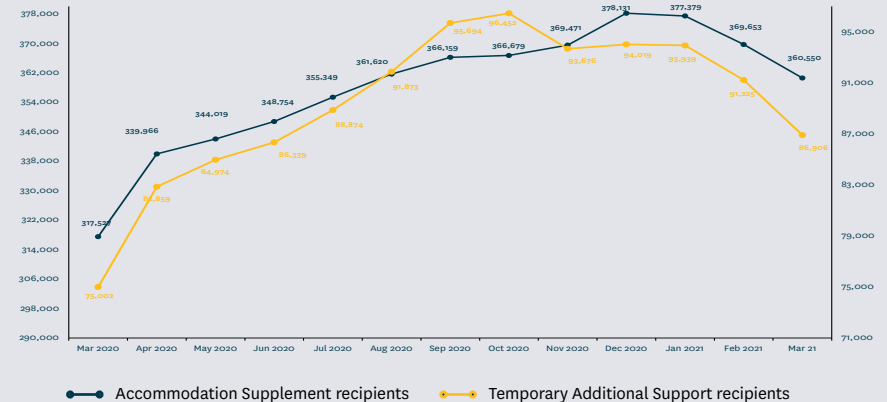
- Northland
- Auckland
- Waikato
- Bay of Plenty
- East Coast
- Central
- Taranaki
- Wellington
- West Coast Tasman
- Canterbury
- Southern

## 5 Grants and Benefits

### Emergency Housing Special Needs Grants



### Accommodation Supplement and Temporary Additional Support





## 6 Housing First

### Programme overview

**3,396**

Households accepted into the service

(109 more than last month)

**1,855**

Housed by the service (Cumulative)

(54 more than last month)

### Outcomes

The service has resulted in the following outcomes for the **3,396** households:

- **1,888**

Continue to need support  
(15 less than last month)

- **94**

Graduated  
(5 more than last month)

- **1,358**

Withdrawn from the programme  
(117 more than last month)

- **56**

Deceased  
(2 more than last month)

**Note:** Please treat graduated clients as provisional.

### Currently engaged

Of the **1,888** in the service and continuing to need support:

- **1,121**

Currently housed  
(12 more than last month)

- **767**

Are not currently in housing  
(27 less than last month)

### Currently housed

The **1,121** currently housed have been placed into:

**872** (16 more than last month)  
CHP (IRRS) housing

**126** (3 more than last month)  
Kainga Ora (IRRS) housing

**91** (5 less than last month)  
Private housing

**32** (2 less than last month)  
Other housing

They have remained in housing for:

**30%** (2% more than last month)  
0-6 months

**19%** (2% more than last month)  
6-12 months

**49%** (1% more than last month)  
Over 12 months

**1%** (6% less than last month)  
unknown

### Household characteristics

#### Gender



**63%**

Male



**36%**

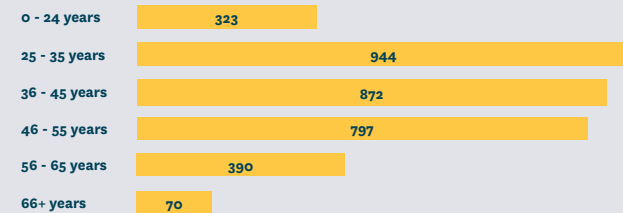
Female



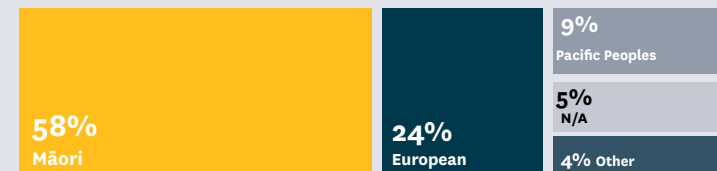
**1%**

Gender diverse or unknown

#### Age group



#### Primary ethnicity



**Note:** percentages may not add to 100 due to rounding off.



## 7 Regional Overview

### Northland



Applicants on the Housing Register	Transitional housing places	EH SNG approved
<b>1,002</b> (+32)	<b>188</b> (-1)	<b>219</b> (-15)
Applicants on the Transfer Register	Public housing tenancies	Distinct clients
<b>155</b> (+13)	<b>2,175</b> (+5)	<b>82</b> (-13)

### Auckland



Applicants on the Housing Register	Transitional housing places	EH SNG approved
<b>8,377</b> (+150)	<b>1,779</b> (-1)	<b>4,905</b> (+808)
Applicants on the Transfer Register	Public housing tenancies	Distinct clients
<b>2,061</b> (+18)	<b>33,737</b> (+71)	<b>1,741</b> (+142)

### Waikato



Applicants on the Housing Register	Transitional housing places	EH SNG approved
<b>2,432</b> (+49)	<b>248</b> (+5)	<b>1,765</b> (+424)
Applicants on the Transfer Register	Public housing tenancies	Distinct clients
<b>350</b> (+8)	<b>4,820</b> (+7)	<b>781</b> (+90)

### Bay of Plenty



Applicants on the Housing Register	Transitional housing places	EH SNG approved
<b>1,803</b> (+62)	<b>298</b> (+5)	<b>1,614</b> (+286)
Applicants on the Transfer Register	Public housing tenancies	Distinct clients
<b>133</b> (-1)	<b>2,930</b> (+14)	<b>677</b> (+36)

### East Coast



Applicants on the Housing Register	Transitional housing places	EH SNG approved
<b>2,180</b> (-18)	<b>414</b> (+14)	<b>1,096</b> (+208)
Applicants on the Transfer Register	Public housing tenancies	Distinct clients
<b>290</b> (-3)	<b>4,080</b> (-4)	<b>481</b> (+26)

### Central



Applicants on the Housing Register	Transitional housing places	EH SNG approved
<b>1,407</b> (-8)	<b>145</b> (0)	<b>522</b> (+84)
Applicants on the Transfer Register	Public housing tenancies	Distinct clients
<b>209</b> (-5)	<b>2,341</b> (+3)	<b>237</b> (+4)

### Taranaki



Applicants on the Housing Register	Transitional housing places	EH SNG approved
<b>751</b> (+30)	<b>23</b> (0)	<b>198</b> (+17)
Applicants on the Transfer Register	Public housing tenancies	Distinct clients
<b>105</b> (+3)	<b>1,239</b> (-2)	<b>102</b> (+13)

### Wellington



Applicants on the Housing Register	Transitional housing places	EH SNG approved
<b>2,279</b> (+5)	<b>386</b> (+16)	<b>1,406</b> (+147)
Applicants on the Transfer Register	Public housing tenancies	Distinct clients
<b>535</b> (+3)	<b>8,772</b> (+22)	<b>786</b> (-20)

### West Coast Tasman



Applicants on the Housing Register	Transitional housing places	EH SNG approved
<b>808</b> (+3)	<b>93</b> (0)	<b>299</b> (+22)
Applicants on the Transfer Register	Public housing tenancies	Distinct clients
<b>122</b> (+1)	<b>1,615</b> (+136)	<b>117</b> (-12)

### Canterbury



Applicants on the Housing Register	Transitional housing places	EH SNG approved
<b>2,069</b> (+114)	<b>380</b> (-3)	<b>819</b> (+83)
Applicants on the Transfer Register	Public housing tenancies	Distinct clients
<b>486</b> (+39)	<b>8,445</b> (+29)	<b>319</b> (+25)

### Southern



Applicants on the Housing Register	Transitional housing places	EH SNG approved
<b>542</b> (+9)	<b>128</b> (0)	<b>58</b> (-1)
Applicants on the Transfer Register	Public housing tenancies	Distinct clients
<b>44</b> (0)	<b>1,839</b> (0)	<b>33</b> (-2)

### Other/ unknown

Note: These applicants have a primary address that is not geo-coded and cannot be attributed to a specified TLA.

Applicants on the Housing Register	Transitional housing places	EH SNG approved
<b>37</b> (0)	<b>0</b> (0)	<b>4</b> (-14)
Applicants on the Transfer Register	Public housing tenancies	Distinct clients
<b>0</b> (0)	<b>86</b> (-4)	<b>3</b> (-6)