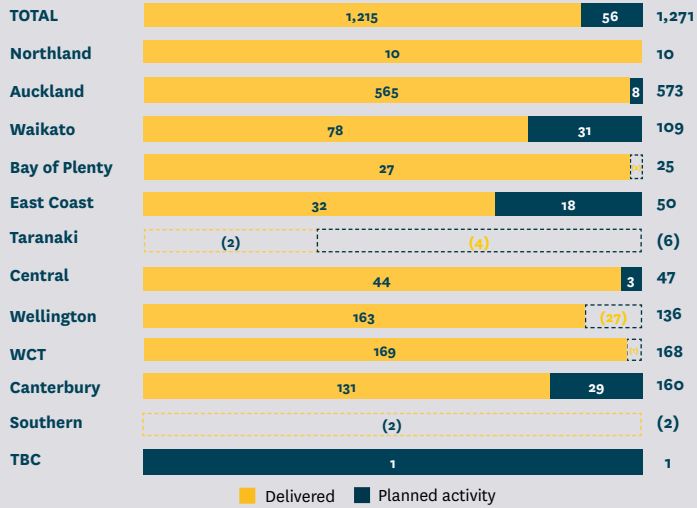


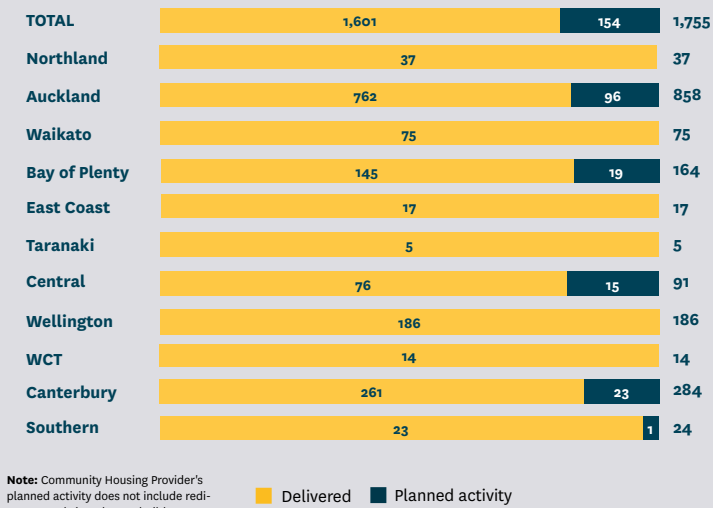
Public Housing Monthly Update

2 Current Delivery and Planned Supply

Kāinga Ora activity



Community Housing Providers activity



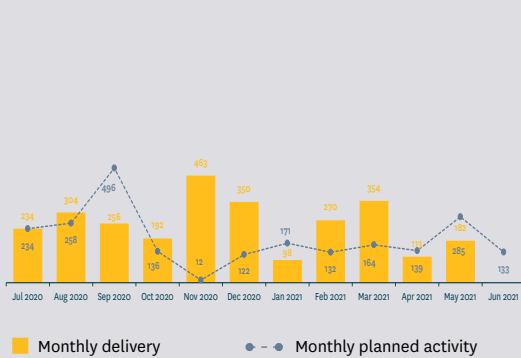
Note: Community Housing Provider's planned activity does not include redirects. It only include new builds.

Breakdown

CURRENT MONTH DELIVERED	Kāinga Ora		CHPs		Total	
	Month	YTD	Month	YTD	Month	YTD
Redirects			91	1,053	91	1,053
New Build	63	1,614	91	548	154	2,162
New Leases	0	11			0	11
Buy In	13	266			13	266
Adjustments	(21)	(20)			(21)	(20)
SLED	(55)	(656)			(55)	(656)
Total	0	1,215	182	1,601	182	2,816

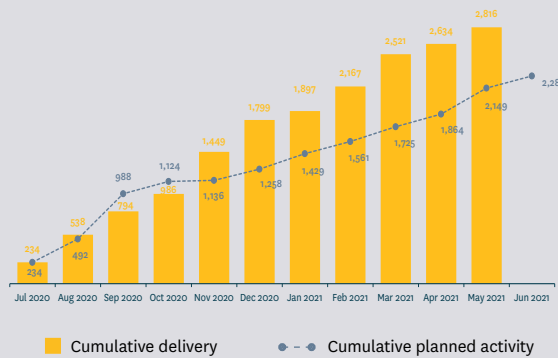
REMAINING PLANNED ACTIVITY	Kāinga		
	Ora	CHPs	Total
Redirects	0	0	0
New Build	253	154	407
New Leases	1	0	1
Buy In	9	0	9
Adjustments	0	0	0
SLED	(207)	0	(207)
Total	56	154	210

Monthly activity

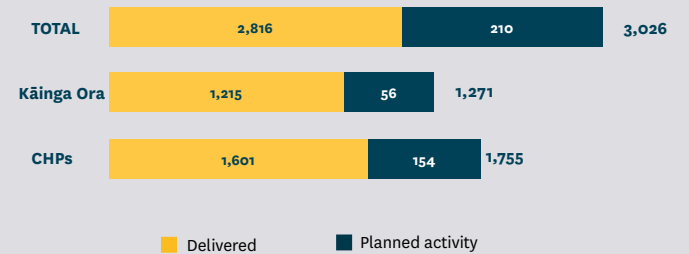


Note: The dotted line on the graphs indicate estimated supply as at 01 July 2020. All other planned activity on this page indicate current supply estimates.

Cumulative activity



2020/21 Summary of the progress towards 1600 target

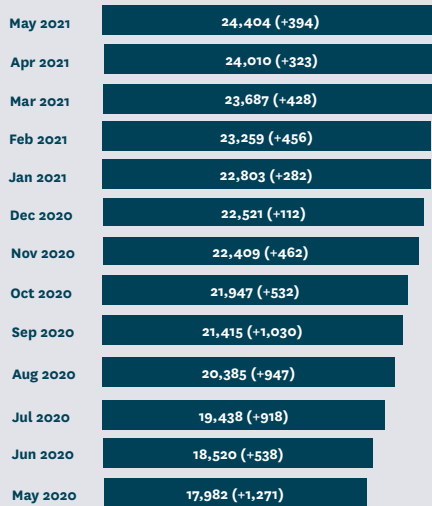


Note: Kāinga Ora leased 902 properties to Te Āhuru Mōwai (a community housing provider in Porirua, Wellington Region) as part of the Western Porirua Housing Partnership Project in October 2020. These properties have been excluded from the net delivery figures, as this is a lease arrangement between the two organisations and not a real increase or decrease in the number of places overall.




3 Current Demand

Applicants on the Housing Register



Applicants on the Transfer Register



Public housing overview

2,143

Register new entries over May 2021
(1,629 over April 2021)



- **1,885** Housing Register (1,443)
- **258** Transfer Register (186)



- **1,941** Priority A (1,472)
- **202** Priority B (157)

782

Register exits over May 2021
(671 over April 2021)

606

Applications housed over May 2021
(515 over April 2021)

575 (482)
Housing Register

31 (33)
Transfer Register

584 (502)
Priority A applicants

22 (13)
Priority B applicants

351 (317)
housed in Kāinga Ora properties

255 (198)
housed in CHP properties

173

Median time to house (days) over May 2021
(202 over April 2021)

175 (202)
days

154 (211)
days*

177 (210)
days

17 (56)
days

216 (233)
days

109 (149)
days

580

Tenancies ended over May 2021
(599 over April 2021 which reasons were:)

103 (110)
Moved to private accommodation

189 (275)
Moved to new public housing tenancy

16 (26)
Moved to emergency housing

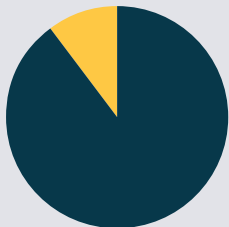
205 (203)
Change in household circumstances

0 (0)
Moved as a result of a Tenancy Review

86 (92)
Unknown

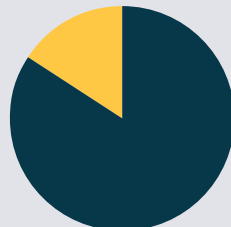
Note: Tenancy exits reasons are behind by one month as the outcome is measured 28 days after the tenancy ended. Exit reasons are prioritised in the order they appear in the table. Month by month, some figures may change slightly due to ongoing data refinements. Change in household circumstances includes relationship changes, deceased, imprisonment, left NZ, entered residential care, or change in living arrangements.

Housing Register by priority



- **22,475** Priority A (21,867)
- **1,929** Priority B (2,143)

Transfer Register by priority



- **4,043** Priority A (3,923)
- **597** Priority B (607)



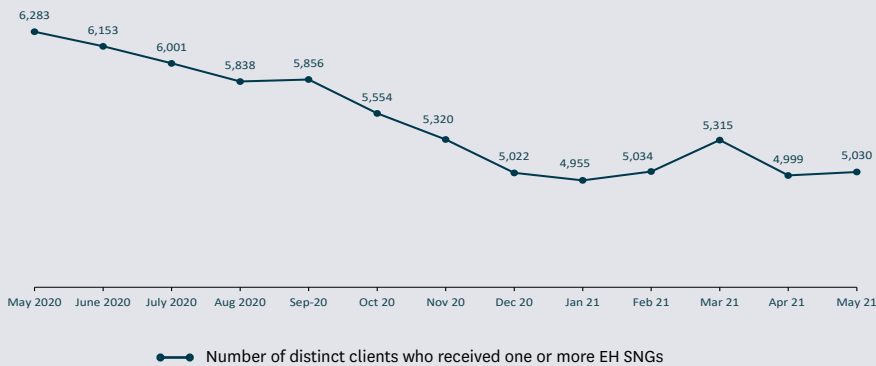
4 Transitional Housing

Transitional housing places

Month	Northland	Auckland	Waikato	Bay of Plenty	East Coast	Central	Taranaki	Wellington	West Coast Tasman	Canterbury	Southern	Total
May 2021	214	1,830	278	321	418	148	23	398	93	400	148	4,271
Apr 2021	188	1,784	248	308	413	145	23	392	93	378	143	4,115
Mar 2021	188	1,779	248	298	414	145	23	386	93	380	128	4,082
Feb 2021	189	1,780	243	293	400	145	23	370	93	383	128	4,047
Jan 2021	184	1,757	243	287	403	145	23	349	89	374	118	3,972
Dec 2020	184	1,748	243	279	416	147	23	347	89	362	118	3,956
Nov 2020	184	1,626	243	279	416	147	23	341	89	363	118	3,829
Oct 2020	184	1,474	239	279	427	147	23	326	86	354	114	3,653
Sep 2020	185	1,394	237	265	424	147	23	321	77	347	113	3,533
Aug 2020	174	1,393	237	264	424	152	23	316	77	349	113	3,522
Jul 2020	159	1,380	238	262	412	147	23	314	77	350	112	3,474
Jun 2020	166	1,273	208	233	380	114	25	323	70	342	100	3,234
May 2020	166	1,174	208	233	366	114	25	318	69	341	102	3,116

5 Grants and Benefits

Emergency Housing Special Needs Grants



Accommodation Supplement and Temporary Additional Support





6 Housing First

Programme overview

3,603

Households accepted into the service

(132 more than last month)

1,970

Housed by the service (Cumulative)

(56 more than last month)

Outcomes

The service has resulted in the following outcomes for the **3,603** households:

- **1,954**

Continue to need support
(33 more than last month)

- **104**

Graduated
(5 more than last month)

- **1,487**

Withdrawn from the programme
(93 more than last month)

- **58**

Deceased
(1 more than last month)

Note: Please treat graduated clients as provisional.

Currently engaged

Of the **1,954** in the service and continuing to need support:

- **1,181**

Currently housed
(34 more than last month)

- **773**

Are not currently in housing
(1 less than last month)

Currently housed

The **1,181** currently housed have been placed into:

901 (24 more than last month)
CHP (IRRS) housing

119 (4 less than last month)
Kainga Ora (IRRS) housing

119 (13 more than last month)
Private housing

42 (1 more than last month)
Other housing

They have remained in housing for:

28% (no change)
0-6 months

24% (1% more than last month)
6-12 months

47% (1% less than last month)
Over 12 months

1% (no change)
unknown

Household characteristics

Gender



63%

Male



37%

Female




1%

Gender diverse or unknown

Age group

Note: Due to some technical data issue age group info is not available for this month.


Primary ethnicity





Note: percentages may not add to 100 due to rounding off.





7 Regional Overview


	Applicants on the Housing Register	Transitional housing places	EH SNG approved
	1,036 (+37)	214 (+26)	220 (+57)
	Applicants on the Transfer Register	Public housing tenancies	Distinct clients
	163 (+3)	2,180 (+1)	84 (+8)


	Applicants on the Housing Register	Transitional housing places	EH SNG approved
	8,458 (+44)	1,830 (+46)	4,191 (+45)
	Applicants on the Transfer Register	Public housing tenancies	Distinct clients
	2,133 (+56)	33,891 (+135)	1,565 (-25)


	Applicants on the Housing Register	Transitional housing places	EH SNG approved
	2,558 (+79)	278 (+30)	1,720 (+119)
	Applicants on the Transfer Register	Public housing tenancies	Distinct clients
	360 (+7)	4,838 (+19)	805 (+56)


	Applicants on the Housing Register	Transitional housing places	EH SNG approved
	1,963 (+136)	321 (+13)	1,511 (+137)
	Applicants on the Transfer Register	Public housing tenancies	Distinct clients
	141 (+5)	2,951 (+16)	667 (+19)


	Applicants on the Housing Register	Transitional housing places	EH SNG approved
	2,222 (0)	418 (+5)	912 (-76)
	Applicants on the Transfer Register	Public housing tenancies	Distinct clients
	298 (+13)	4,083 (-2)	470 (-2)


	Applicants on the Housing Register	Transitional housing places	EH SNG approved
	1,438 (+4)	148 (+3)	449 (+50)
	Applicants on the Transfer Register	Public housing tenancies	Distinct clients
	215 (+4)	2,366 (+29)	222 (+24)

	Applicants on the Housing Register	Transitional housing places	EH SNG approved
	756 (-6)	23 (0)	227 (+37)
	Applicants on the Transfer Register	Public housing tenancies	Distinct clients
	113 (+8)	1,243 (+8)	109 (+5)

	Applicants on the Housing Register	Transitional housing places	EH SNG approved
	2,421 (+54)	398 (+6)	1,110 (-166)
	Applicants on the Transfer Register	Public housing tenancies	Distinct clients
	562 (+21)	8,786 (+24)	699 (-66)

	Applicants on the Housing Register	Transitional housing places	EH SNG approved
	848 (+22)	93 (0)	258 (-22)
	Applicants on the Transfer Register	Public housing tenancies	Distinct clients
	119 (-3)	1,608 (+4)	111 (-5)

	Applicants on the Housing Register	Transitional housing places	EH SNG approved
	2,123 (+24)	400 (+22)	808 (+55)
	Applicants on the Transfer Register	Public housing tenancies	Distinct clients
	487 (-7)	8,488 (+5)	320 (+24)

	Applicants on the Housing Register	Transitional housing places	EH SNG approved
	539 (-4)	148 (+5)	40 (-22)
	Applicants on the Transfer Register	Public housing tenancies	Distinct clients
	49 (+3)	1,850 (+9)	21 (-5)

Other/ unknown	Applicants on the Housing Register	Transitional housing places	EH SNG approved
	42 (+4)	0 (0)	7 (-2)
<small>Note: These applicants have a primary address that is not geo-coded and cannot be attributed to a specified TLA.</small>	Applicants on the Transfer Register	Public housing tenancies	Distinct clients
	0 (0)	87 (0)	4 (-1)