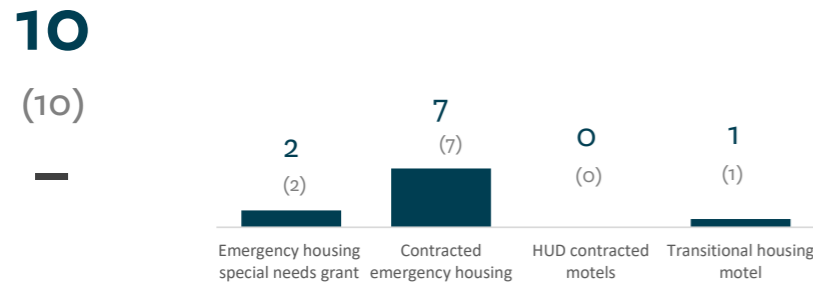


Rotorua temporary housing dashboard | Feb 2025

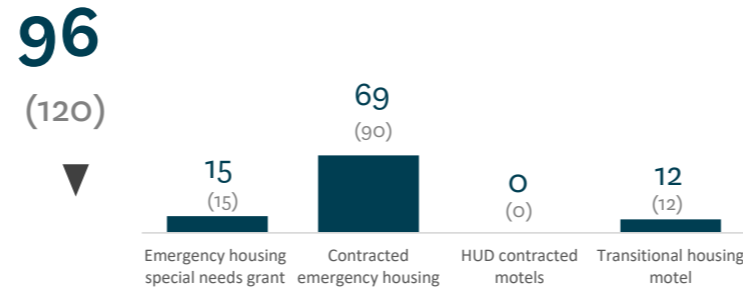
This dashboard provides monthly reporting on the use of temporary housing options in Rotorua. Last month's figures are provided in brackets.

Summary of temporary housing use in Rotorua

Number of motels in use as temporary housing in Rotorua



Number of households in temporary housing in Rotorua



Household composition

Adults in temporary housing in Rotorua

111
(135)

Children in temporary housing in Rotorua

159
(201)

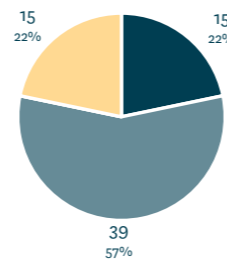
- Single without children
- Single with children
- Couple without children
- Couple with children

Ministry of Social Development (MSD) emergency housing

Due to the small number of households in MSD emergency housing, the household composition breakdown is not provided in order to maintain confidentiality.

Adults	18	(15)
Children	30	(30)

Contracted emergency housing



Adults	78	(105)
Children	117	(153)

HUD contracted motels

There is no longer a HUD contracted motel to report.

Transitional housing motel

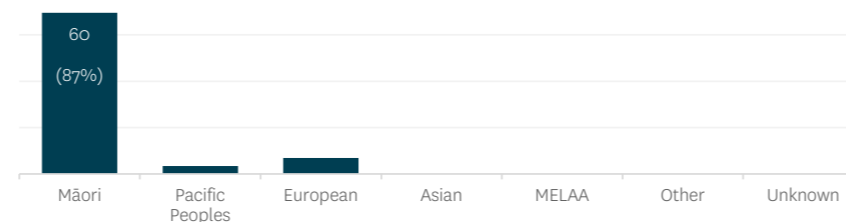
Due to the small number of households in the Transitional housing motel, the household composition breakdown is not provided in order to maintain confidentiality.

Adults	15	(15)
Children	12	(18)

Ethnicity of tenants in Ministry of Social Development (MSD) emergency housing

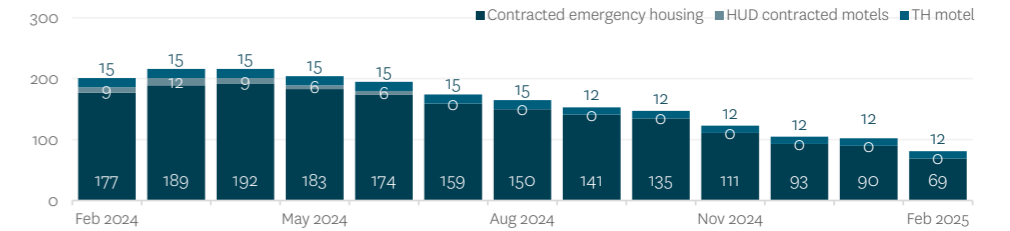
Due to the small number of households in MSD emergency housing, the ethnicity breakdown is not provided in order to maintain confidentiality.

Ethnicity of primary tenants in HUD contracted emergency housing

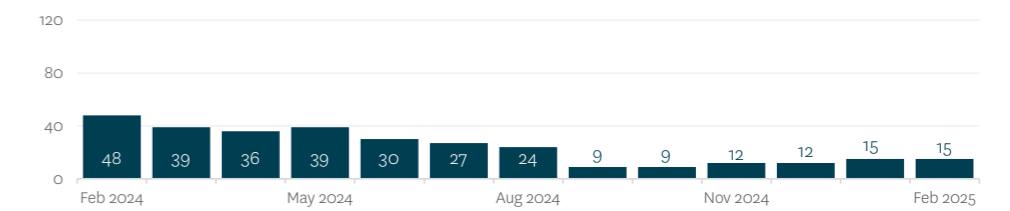


Trends

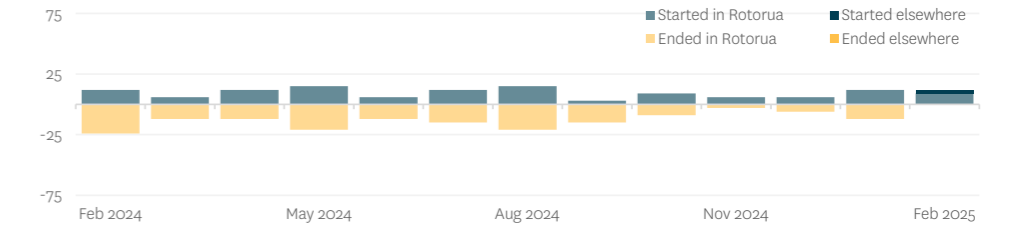
Households in HUD contracted emergency housing/ HUD contracted motels / TH motel



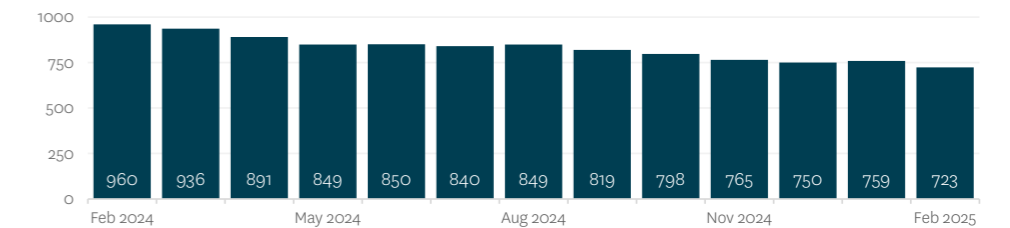
Households in MSD EH - emergency housing



Emergency housing start/end of spell location



Housing Register applicants



Other housing support in Rotorua

Social housing	Transitional housing places	Housing First - housed	Housing First - not yet housed
1,150	222	174	3
(1,138)	(222)	(174)	(3)

Technical notes

Housing First figures are not yet available, and Jan 2025 figures have been carried over to Feb 2025. They will be updated as they become available.

MSD emergency housing grants / emergency housing

These are available to people who cannot remain in their usual residence, if any, and will not have access to other accommodation that is adequate for their or their family's needs.

Contracted emergency housing

In June 2021, Cabinet agreed to fund a series of actions to improve the provision of emergency housing in Rotorua, including contracting specific motels for the use of families with children, providing wraparound support and establishment of a housing hub with local iwi.

HUD contracted motels

HUD contracted motels are additional housing places initially funded as a part of the COVID-19 emergency response to provide suitable accommodation for rough sleepers, reduce occupancy in high-density accommodations such as night shelters and hostels, and meet other periodic emergency housing needs.

Transitional housing (TH)

Transitional housing is temporary accommodation and support for individuals or families who are in urgent need of housing. It provides warm, dry, short-term housing for people and families who urgently need a place to stay. Some of the transitional housing places are units in motels.

Emergency housing start/end of spell location chart

This chart represents a number of clients starting and ending emergency housing spells in Rotorua. It is not an official measure and is to be used only as an indicator for monitoring flow.

The emergency housing special needs grant is hardship assistance and paid in advance; because of this, MSD is unable to identify when a client exits emergency housing.

We are able to make an assumption of a client no longer being in an emergency housing accommodation when they do not apply for an additional grant within four weeks of their previous one. This means that this measure will always be one month behind.

A spell in emergency housing typically ends when a client has not been in emergency housing for four weeks or more. The graph in section four indicates the number of spells that started and ended in the past 12 months specific to the motel clients is staying.

The chart also identifies where a spell started outside Rotorua and continues outside of Rotorua.

Programme provider reporting

Some of the data used in this report are based on programme provider reporting, which can be incomplete and may be revised in future. The quality and completeness of provider reporting can vary from month to month. When a report is missing in a given month, the previous month's report has been carried over.

Ethnicity reporting

Transitional housing and contracted emergency housing programmes do not collect information on ethnicity.

The HUD contracted motels programme collects only the primary ethnicity of an individual as reported.

HUD contracted emergency housing and MSD emergency housing reports total response ethnicity for primary clients. This means if a person identifies with more than one ethnic group, they are counted in each applicable group, and the sum of responses for all ethnic groups may exceed 100%.

Note: MELAA refers to Middle Eastern, Latin American, and African.

Households

Household counts are as at the end of the month. There may be some movement in the numbers month to month due to occupancy levels at different times of the month.

Emergency housing special needs grants and contracted emergency housing programme collect data at the household level, and demographic information is of the primary client.

Transitional housing and HUD contracted motels programmes collect data at the individual level for all occupants. If more than one occupant shares the same unit and the same starting date, they are considered a household.

Housing First programme collects data for the primary applicant of the household.

Random rounding

Random rounding to multiples of three is applied to ensure there is little or no chance figures can be used to identify individuals. Random rounding is the practice of rounding numbers up or down randomly to a close value of a specific multiple. This means that for the Rotorua dashboard, each number is rounded either to the multiple of three above or the multiple of three below (for example, 8 may be reported as either 6 or 9). This is done where appropriate to protect the identity of individuals, while not changing the narrative that the reported numbers communicate. This is an automatic process. Random rounding is applied to totals and components separately, which can lead to rounded totals not equaling the sum of their rounded components.

This report was developed by Te Tūāpapa Kura Kāinga – Ministry of Housing and Urban Development and MSD. It aims to track progress on agreed actions in Rotorua. Please contact Te Tūāpapa Kura Kāinga (HUD.Insights@hud.govt.nz) if you have any enquiries.