

1 Current Supply

Public housing places

IRRS places

7,049
CHPs

60,324
Kāinga Ora

= 67,373
Total IRRS places

Market renters

125
CHPs

1,472
Kāinga Ora

= 1,597
Total market renters

Kāinga Ora vacancies

551
Short-term vacant

601
Long-term vacant

352
Other vacant

68,970
Total tenancies

324 more than last month
2,198 more than 1 year ago

1,504
Total KO vacancies

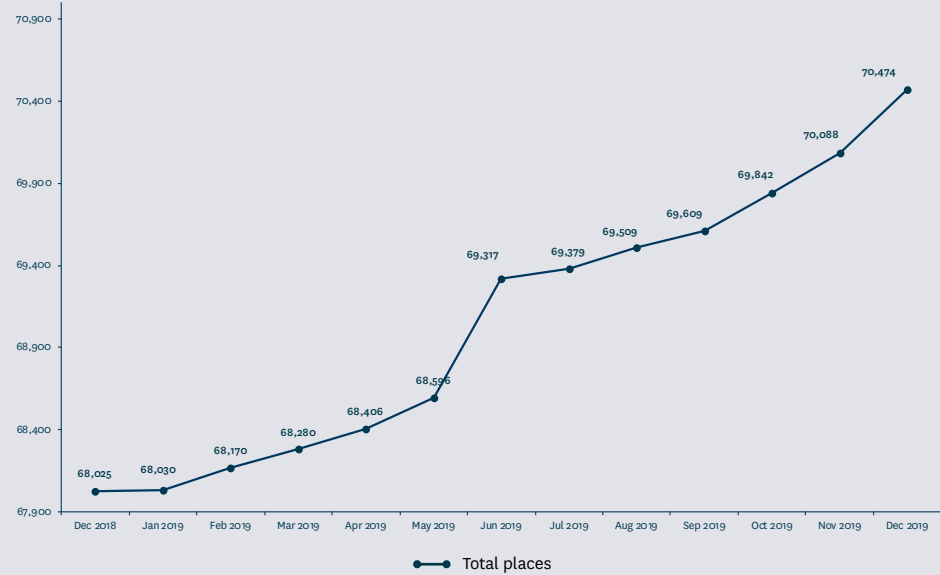
62 more than last month
251 more than 1 year ago

70,474
Total places


386 more than last month
2,449 more than 1 year ago

Note: 'Other vacant' includes houses pending sale, lease expiry or demolition.

Total places

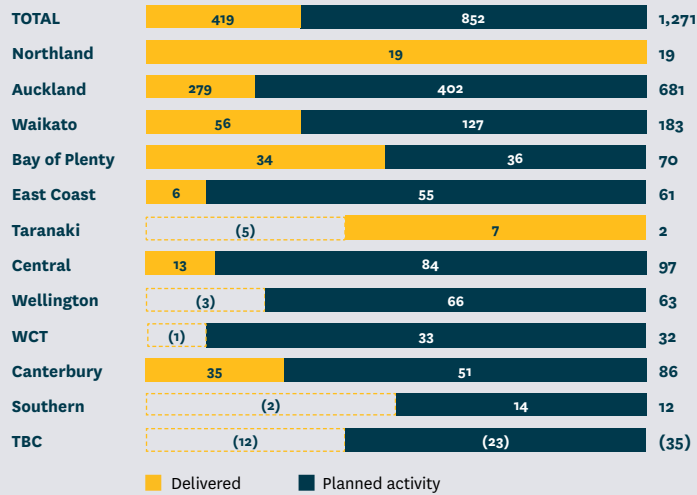


Spend (IRRS + OS)

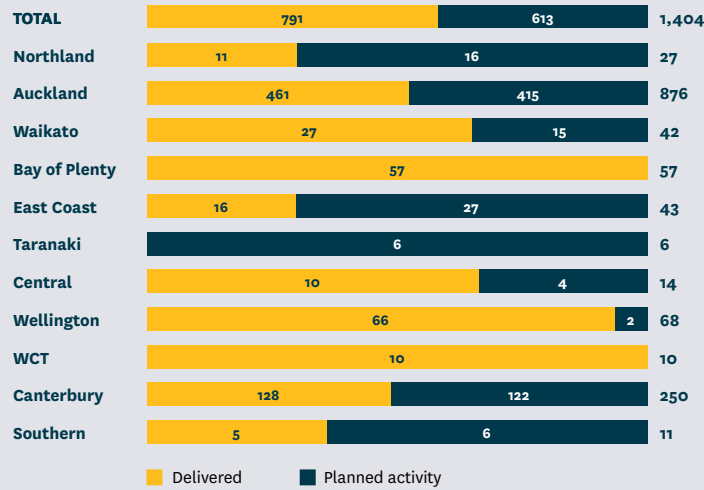


2 Future Supply

Kāinga Ora planned activity



Community housing providers planned activity

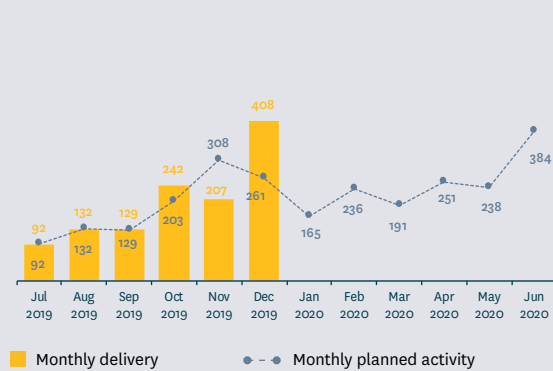


Breakdown

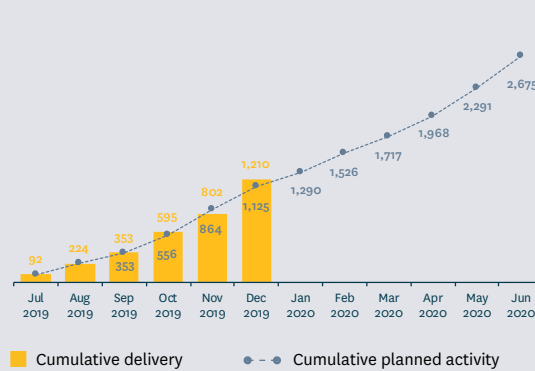
CURRENT MONTH DELIVERED	KO		CHPs		Total	
	Month	YTD	Month	YTD	Month	YTD
Redirects			129	554	129	554
New Build	244	640	73	237	317	877
New Leases	0	5			0	5
Buy In	24	119			24	119
Adjustments	13	(12)			13	(12)
SLED	(75)	(333)			(75)	(333)
Total	206	419	202	791	408	1,210

REMAINING PLANNED ACTIVITY	KO	CHPs	Total
Redirects		191	191
New Build	1,374	422	1,796
New Leases	3		3
Buy In	249		249
Adjustments	0		0
SLED	(774)		(774)
Total	852	613	1,465

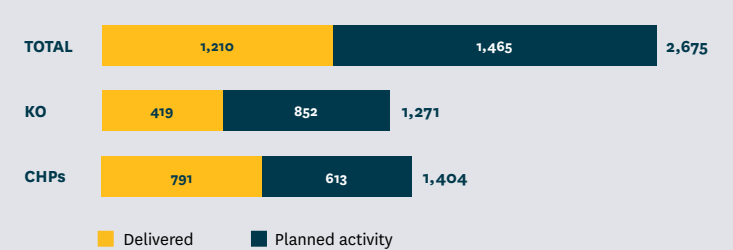
Monthly activity



Cumulative activity

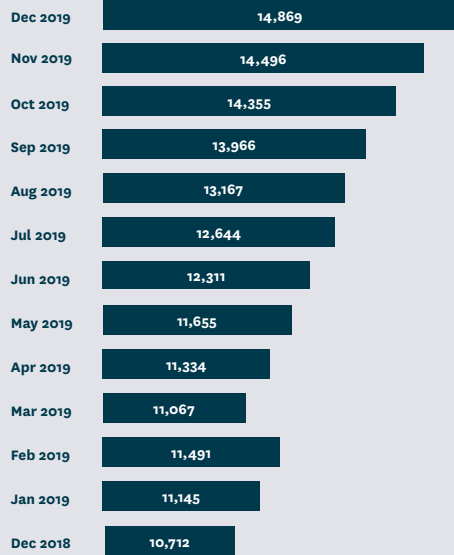


Summary of the progress towards 1,600 target

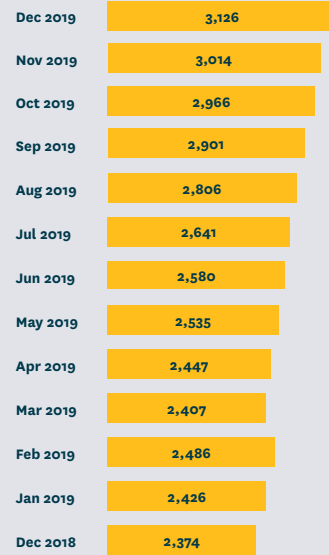


3 Current Demand

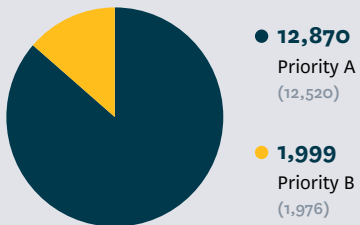
Applicants on the Housing Register



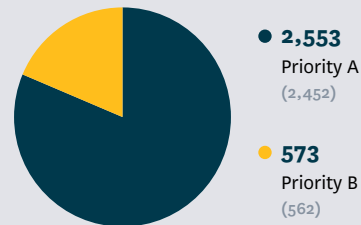
Applicants on the Transfer Register



Housing Register by priority

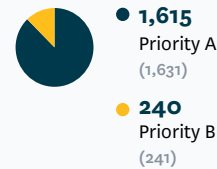
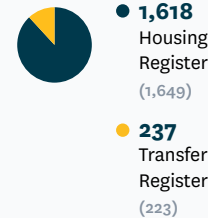


Transfer Register by priority



Public housing overview

1,855
Register new entries
over December 2019
(1,872 over November 2019)



815
Register exits over December 2019
(838 over November 2019)

779
Applications housed
over December 2019
(617 over November 2019)

744 (567)
Housing Register

35 (50)
Transfer Register

744 (591)
Priority A applicants

35 (26)
Priority B applicants

516 (441)
housed in KO properties

263 (176)
housed in CHP properties

132
Median time to house (days)
over December 2019
(116 over November 2019)

133 (109)
days

120 (171)
days*

135 (119)
days

109 (45)
days

151 (132)
days

105 (85)
days

619
Tenancies ended
over December 2019
(664 over November 2019
which reasons were:)

114 (102)
Moved to private accommodation

277 (200)
Moved to new public housing tenancy

25 (14)
Moved to emergency housing

173 (202)
Change in household circumstances

1 (4)
Moved as a result of a Tenancy Review

74 (92)
Unknown

Note: Tenancy exits reasons are behind by one month as the outcome is measured 28 days after the tenancy ended. Exit reasons are prioritised in the order they appear in the table. Month by month, some figures may change slightly due to ongoing data refinements. Change in household circumstances includes relationship changes, deceased, imprisonment, left NZ, entered residential care, or change in living arrangements.

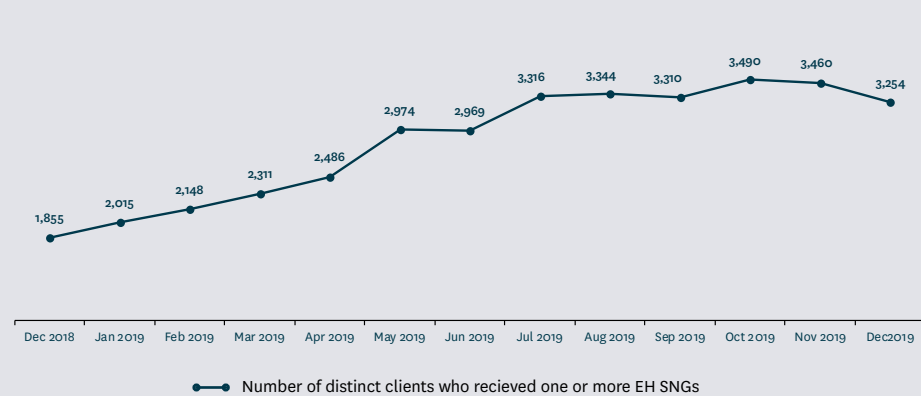
4 Transitional Housing

Transitional housing places

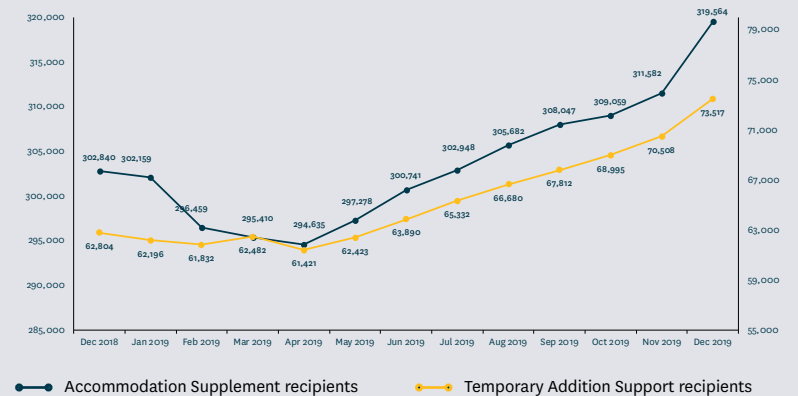
Month	Northland	Auckland	Waikato	Bay of Plenty	East Coast	Central	Taranaki	Wellington	West Coast Tasman	Canterbury	Southern	Total
Dec 2019	169	1,173	175	269	361	102	25	301	66	314	88	3,043
Nov 2019	160	1,171	175	268	361	93	24	299	66	314	88	3,019
Oct 2019	161	1,175	174	269	371	93	24	281	67	315	76	3,006
Sep 2019	161	1,175	174	264	376	90	24	280	67	313	77	3,001
Aug 2019	161	1,151	158	280	379	88	47	268	66	304	87	2,989
Jul 2019	155	1,147	136	258	368	83	36	256	65	273	91	2,868
Jun 2019	158	1,140	117	268	302	70	35	254	65	300	80	2,789
May 2019	157	1,139	117	268	302	70	35	249	65	300	80	2,782
Apr 2019	157	1,136	116	264	273	81	19	243	65	302	78	2,734
Mar 2019	156	1,106	116	262	275	81	19	238	65	302	77	2,697
Feb 2019	156	1,103	116	262	276	81	19	232	64	301	76	2,686
Jan 2019	156	1,103	116	263	276	81	19	230	64	301	76	2,685
Dec 2018	156	1,103	116	264	276	81	19	230	64	284	76	2,669

5 Grants and Benefits

Emergency Housing Special Needs Grants



Accommodation Supplement and Temporary Additional Support



6 Housing First

Programme overview

1,758

Households accepted into the service

(53 more than last month)

1,060

Housed by the service (Cumulative)

(38 more than last month)

Outcomes

The service has resulted in the following outcomes for the **1,758** households:

- **1,103**
Continue to need support
(32 more than last month)
- **51**
Graduated
(the same as last month)
- **604**
Withdrawn from the programme
(30 more than last month)

Currently engaged

Of the **1,103** in the service and continuing to need support:

- **749**
Currently housed
(41 more than last month)
- **354**
Are not currently in housing
(18 less than last month)

Currently housed

The **749** currently housed have been placed into:

540 (+49)
CHP (IRRS) housing

76 (+2)
HNZ (IRRS) housing

116 (+4)
Private housing

17 (-14)
Other housing

They have remained in housing for:

29% (-9%)
0-6 months

13% (-3%)
6-12 months

58% (+11%)
Over 12 months

Household characteristics

Gender



60%

Male



39%

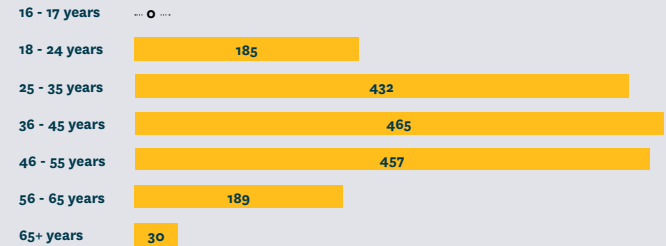
Female



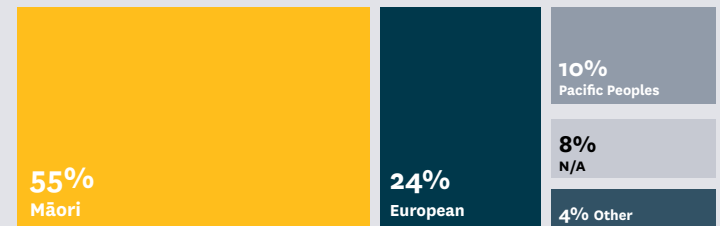
1%

Gender diverse or unknown


Age group





Primary ethnicity





7 Regional Overview


	Applicants on the Housing Register	Transitional housing places	EH SNG approved
	550 (+26)	169 (+9)	123 (-26)
	Applicants on the Transfer Register	Public housing tenancies	Distinct clients
	98 (-2)	2,113 (+3)	64 (-81)


	Applicants on the Housing Register	Transitional housing places	EH SNG approved
	5,455 (+129)	1,173 (+3)	4,132 (+475)
	Applicants on the Transfer Register	Public housing tenancies	Distinct clients
	1,413 (+56)	32,078 (+217)	1,193 (-60)


	Applicants on the Housing Register	Transitional housing places	EH SNG approved
	1,534 (+40)	175 (+0)	1,462 (+101)
	Applicants on the Transfer Register	Public housing tenancies	Distinct clients
	283 (+6)	4,590 (+20)	409 (-14)


	Applicants on the Housing Register	Transitional housing places	EH SNG approved
	1,175 (+55)	269 (+1)	1,271 (-343)
	Applicants on the Transfer Register	Public housing tenancies	Distinct clients
	97 (-4)	2,778 (+35)	443 (-59)


	Applicants on the Housing Register	Transitional housing places	EH SNG approved
	1,448 (+43)	361 (+0)	760 (-19)
	Applicants on the Transfer Register	Public housing tenancies	Distinct clients
	186 (+15)	4,088 (+3)	274 (-4)


	Applicants on the Housing Register	Transitional housing places	EH SNG approved
	820 (+17)	102 (+9)	408 (+52)
	Applicants on the Transfer Register	Public housing tenancies	Distinct clients
	133 (+7)	2,280 (-4)	139 (-6)

	Applicants on the Housing Register	Transitional housing places	EH SNG approved
	259 (+4)	25 (+1)	110 (-12)
	Applicants on the Transfer Register	Public housing tenancies	Distinct clients
	52 (+0)	1,242 (+0)	46 (-7)

	Applicants on the Housing Register	Transitional housing places	EH SNG approved
	1,618 (+23)	301 (+2)	944 (-86)
	Applicants on the Transfer Register	Public housing tenancies	Distinct clients
	420 (-6)	8,464 (+17)	335 (-23)

	Applicants on the Housing Register	Transitional housing places	EH SNG approved
	510 (+8)	66 (-1)	178 (-41)
	Applicants on the Transfer Register	Public housing tenancies	Distinct clients
	90 (-5)	1,455 (+3)	69 (-12)

	Applicants on the Housing Register	Transitional housing places	EH SNG approved
	1,093 (+30)	314 (+0)	576 (+57)
	Applicants on the Transfer Register	Public housing tenancies	Distinct clients
	320 (+29)	7,971 (+34)	222 (+0)

	Applicants on the Housing Register	Transitional housing places	EH SNG approved
	387 (+7)	88 (+0)	263 (+35)
	Applicants on the Transfer Register	Public housing tenancies	Distinct clients
	33 (+5)	1,850 (+2)	90 (-15)

Other/ unkown	Applicants on the Housing Register	Transitional housing places	EH SNG approved
	20 (-1)	0 (+0)	3 (-6)
	Applicants on the Transfer Register	Public housing tenancies	Distinct clients
		61 (-6)	2 (-1)

Note: These applicants have a primary address is not geo-coded and cannot be attributed to a specified TLA.