



Methodology note on changes to reporting public housing

Summary

Te Tūāpapa Kura Kāinga – Ministry of Housing and Urban Development (HUD) is changing the way we report on public housing.

‘Public Housing Places’ will be replaced with ‘Public Homes’ in our July 2021 and subsequent reporting.

We are simplifying the way we report this data, making it easier to understand and ensuring it more accurately reflects the number of public homes.

The main change is that data on Kāinga Ora – Homes and Communities (Kāinga Ora) public housing will be sourced from Kāinga Ora tenancy and managed stock information, rather than using tenancy data from the Ministry of Social Development (MSD).

Background

Public housing is managed by both Kāinga Ora and Community Housing Providers (CHPs) and information on public housing tenancies is held by the Ministry of Social Development (MSD). Currently this information is used as the base for all public housing reporting. This is used to provide an overall number of ‘public housing places’.

Separately, we count the number of houses that have been added to the public housing stock each month, also known as ‘supply’.

Each month we report on the number of places and the number of houses added. In the month of June, we reported a total of 74,337 places, an increase of 258 since the previous month. In the month of June, we reported supply had increased by 238. This difference can cause confusion.

The discrepancy in reporting arises because these two different numbers are reported from two different data sources – Kāinga Ora and MSD:

- Kāinga Ora data is reporting from a stock point of view, a total count of their properties and the status of each property as vacant or tenanted.
- MSD reports on the total tenancy agreements in the MSD system.

The differences reflect the different administrative focus of each organisation. For the purpose of counting occupied properties, Kāinga Ora data is more up to date.

New method for calculating public homes

The new approach means all data on Kāinga Ora properties now comes from Kāinga Ora, while CHP data will continue to come from MSD.

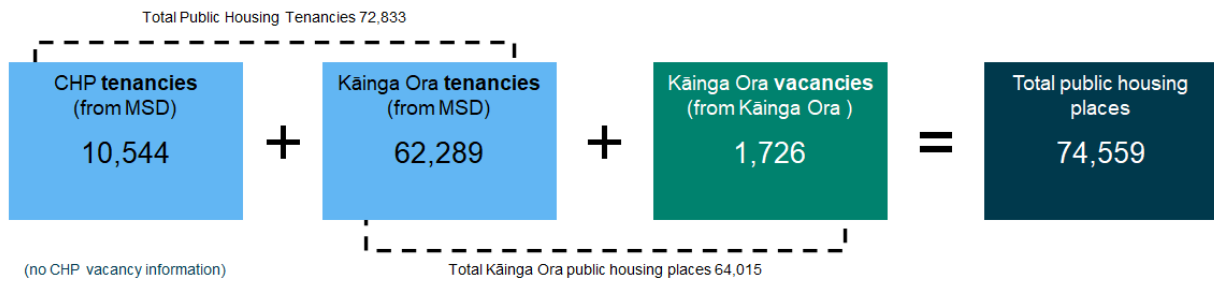
Previously, ‘public housing places’ were calculated using MSD tenancy data and vacant homes data from Kāinga Ora.

Public Homes is calculated as: CHP tenancies from MSD plus all Kāinga Ora homes, both occupied and vacant, from Kāinga Ora.

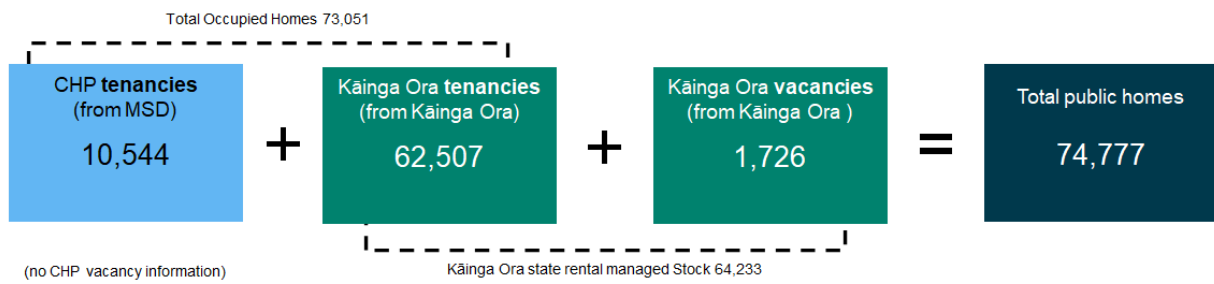
Figure 1 shows a comparison of the two approaches using June 2021 data for illustration.

Figure 1 – A Comparing the two approaches.

Public Housing Places at July 2021

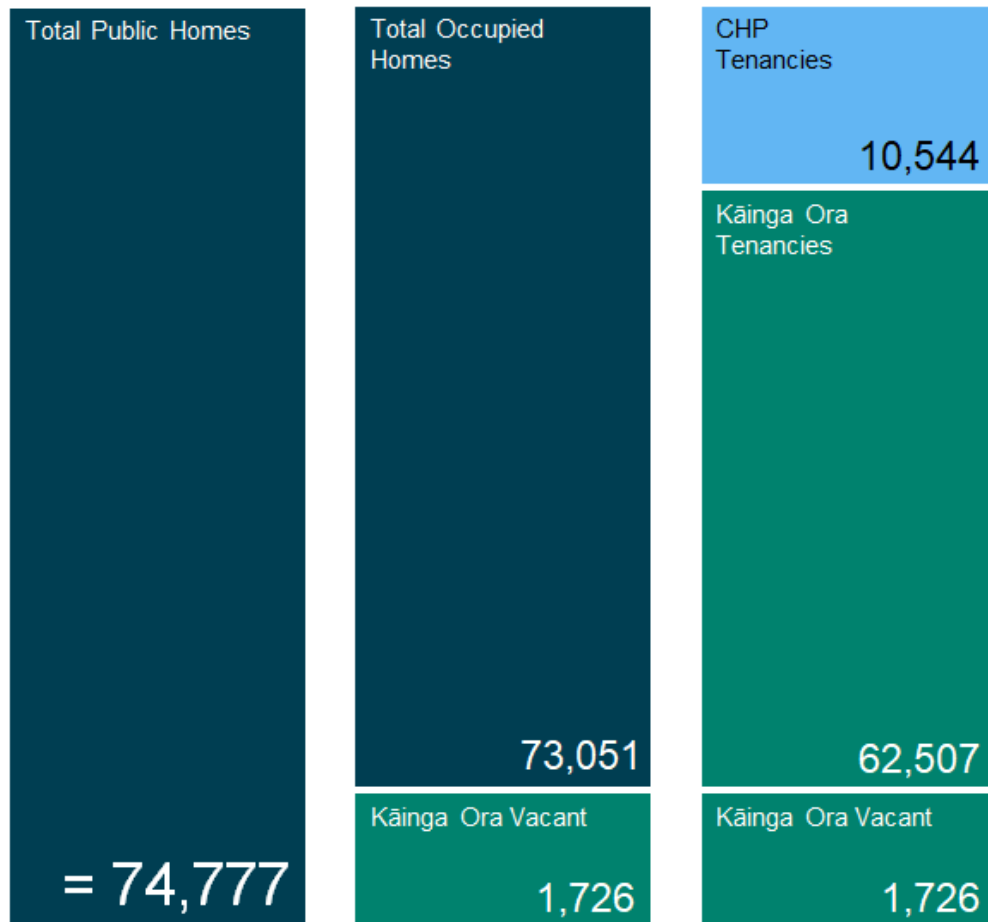


Public Homes at July 2021



Key: ■ Data collated by HUD ■ Data collated and provided to HUD by Kāinga Ora ■ Data collated and provided to HUD by MSD

Figure 2 – Public Homes as at July 2021



Key: ■ Data collated by HUD ■ Data collated and provided to HUD by Kāinga Ora ■ Data collated and provided to HUD by MSD

Differences between the old and new methods

Over the 2020/21 financial year, the number of Public Homes was on average 200 higher than the number of Public Housing Places, due to differences in the Kāinga Ora and MSD tenancy data.

Data sourced from MSD and Kāinga Ora can differ due to:

- timing issues with data exchange - this occurs when there is a change in tenancy information in one of the organisations systems but that change in data doesn't reach the other organisation's system until a later date.
- accuracy of the data - tenancy data can be incorrectly entered into one of the organisation's systems. This will mean the data in one or both of the organisation's systems does not match the actual tenancy agreement between the family and Kāinga Ora.

Figure 3 – Public Homes and Public Housing Places 2017 - 2021

